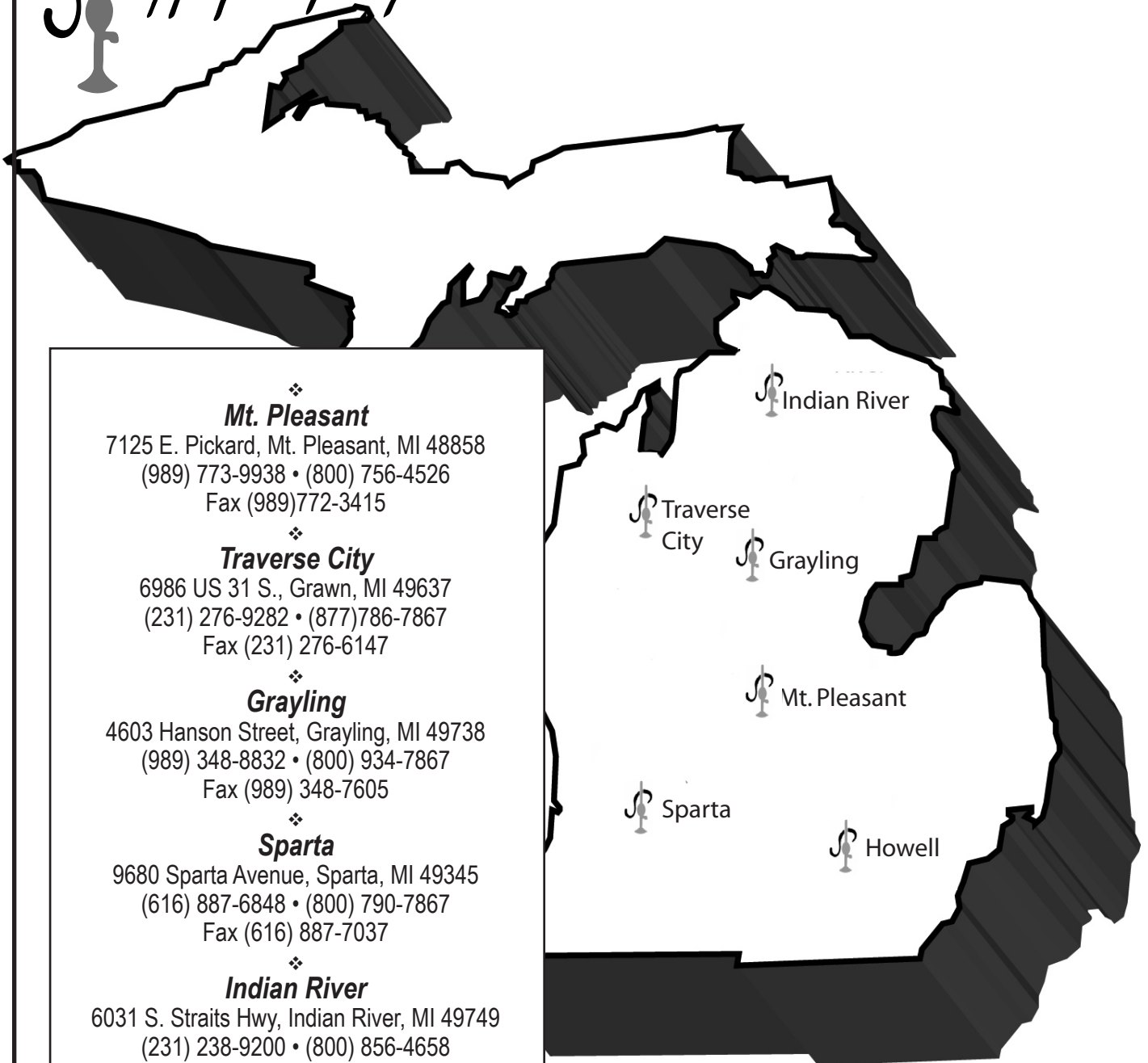



**MILAN**



❖  
**Mt. Pleasant**

7125 E. Pickard, Mt. Pleasant, MI 48858  
(989) 773-9938 • (800) 756-4526  
Fax (989)772-3415

❖  
**Traverse City**

6986 US 31 S., Grawn, MI 49637  
(231) 276-9282 • (877)786-7867  
Fax (231) 276-6147

❖  
**Grayling**

4603 Hanson Street, Grayling, MI 49738  
(989) 348-8832 • (800) 934-7867  
Fax (989) 348-7605

❖  
**Sparta**

9680 Sparta Avenue, Sparta, MI 49345  
(616) 887-6848 • (800) 790-7867  
Fax (616) 887-7037

❖  
**Indian River**

6031 S. Straits Hwy, Indian River, MI 49749  
(231) 238-9200 • (800) 856-4658  
Fax (231) 238-9776

❖  
**Howell**

4950 Mason Rd, Suite 101, Howell, MI 48843  
(517) 552-1702 • (888) 891-7851  
Fax (517) 552-1706

**Price List**

Revised April 1, 2009

*" Michigan's Most Diversified Supplier to the Water Well Industry "*

# Index

Air Volume Control.....	3	Pitless Adapters, Baker .....	4
Box Ell (Ball Ell).....	4	Pitless Adapters, Paulus.....	4
Capacitors .....	24	Pitless Adapters, Wells .....	4
Check Valves.....	10	Pressure Gauges.....	3
Clamps .....	10	Pressure Switches.....	4
Constant Pressure Systems .....	22	Rod Coupling.....	3
Constant Pressure Valves .....	22	Sand Pack .....	4
Control Box, Franklin .....	23	Screens	
Curb Stops.....	4	Sandblocker .....	5
Cycle Stop Valves.....	22	Stainless Steel .....	5
Drilling Fluids.....	3	PVC-WOP .....	5
Drive Cap.....	3	PVC Saw Cut .....	5
Drive Shoes.....	3	Drive Screens.....	5
Electrical		Flush Screens .....	5
Conduit and Fittings .....	24	Seal Cross .....	4
Wire.....	24	Shaft Seals .....	23
Fittings		Steel Adapters .....	10
Black .....	7	Steel Couplings .....	7
Brass .....	7	Submersible Pumps	
Copper .....	9	Aermotor .....	19
Galvanized .....	7	Goulds.....	14
PVC Schedule 40 .....	9	Grundfos .....	22
Poly .....	10	Flint & Walling .....	16
Foot Valves.....	10	Myers .....	15
Formation Packers .....	5	Red Jacket .....	17
Hand Pump.....	4	Sta-Rite .....	18
Hose .....	3	Tank Tees .....	12
Hydrants .....	4	Tanks	
Iron-X.....	3	Amtrol.....	12
Jet Pumps		Flexcon.....	13
Aermotor .....	21	Goulds.....	11
Flint & Walling .....	20	Galvanized .....	13
Goulds.....	20	Wellmate .....	11
Myers .....	20	Tool Coupling.....	3
Sta-Rite .....	21	Torque Arrestor .....	3
K-Packer.....	5	Valves.....	10
Leathers.....	3	Venturi Adapters .....	10
Lemco Seals.....	3	Water Conditioning	
Motors, Jet (A.O. Smith).....	23	Cuno/MacClean .....	6
Motors, Sub (Franklin).....	23	Peerless .....	6
Nipples		Well Seals.....	3
Black .....	8	<b>Application Charts:</b>	
Brass .....	8	Friction Loss Chart .....	5
Galvanized .....	8	Electrical Wire Selection.....	24
Nu Well.....	3	Sand Chart .....	4
Pipe		Hole and Annular Capacity Chart.....	25
Galvanized .....	9	Screen Capacity Charts.....	6
Black .....	9		
Poly .....	9		
PVC.....	9		

*These prices are suggested retail prices and should be used as guidelines in billing only.*

*Prices are subject to change without notice.*

*Please contact Dean Dubai with suggestions or any omissions/errors in pricing or specifications at (989) 773-9938*

# Well Supplies

## AIR VOLUME CONTROLS

AV30 BRADY AVC.....	\$19.50
AV42 BRADY AVC.....	\$26.00
AV45 BRADY AVC .....	\$20.90
AV100 BRADY AVC .....	\$23.20

## TORQUE ARRESTOR

ARRESTOR TORQUE DLX TRC .....	\$12.25
-------------------------------	---------

## PRESSURE GAUGES

GAUGE 100# 1/4" .....	\$4.86
GAUGE 100# 1/4" BACK MOUNT .....	\$4.86
GAUGE 100# 1/8 .....	\$7.55
GAUGE 100# 1/8"BACK MOUNT .....	\$7.50
GAUGE 100# 1/4" LIQUID FILLED .....	\$7.45
GAUGE 200 LB 1/4 .....	\$5.10
GAUGE COMPOUND .....	\$6.50

## HOSE

3/4" PVC POLY BRAID HOSE .....	\$ 2.16per/ft.
1" PVC POLY BRAID HOSE .....	\$ 2.78per/ft.
1 1/4" PVC POLY BRAID HOSE .....	\$ 3.70per/ft.
1" HOSE 250# GEN PURP .....	\$ 3.15per/ft.
1-1/4" HOSE 300#GEN PURP .....	\$ 4.74per/ft.
2" HOSE SUCT. SPIRALITE .....	\$ 3.75per/ft.

## LEMCO SEALS

4 X 1 SEAL LEMCO .....	\$76.00
4 X 1 1/4 SEAL LEMCO .....	\$76.80
4 X 2 SEAL LEMCO .....	\$77.50
5 X 1 SEAL LEMCO .....	\$91.40
5 X 2 SEAL LEMCO .....	\$91.95

## DRIVE SHOES

2" DRIVE SHOE - CP .....	\$38.75
2" DRIVE SHOE - OP.....	\$42.60
4" DRIVE SHOE .....	\$63.70
5" DRIVE SHOE .....	\$80.50

## WELL SEALS

2x1, 2x1-1/4 WELL SEAL .....	\$37.00
3x1, 3x1-1/4 WELL SEAL.....	\$25.85
4x1, 4x1-1/4, 4x2 SPLIT WELL SEAL .....	\$23.85
5x1 5x1 1/4, 5x2 .....	\$35.00
6x1, 6x2 SPLIT .....	\$41.25
6x3 SPLIT.....	\$100.00

## DRIVE CAPS

618 1-1/4" DRIVE CAP .....	\$15.40
618 2" DRIVE CAP .....	\$26.75

## TOOL COUPLINGS

623 1" TOOL COUPLING .....	\$15.75
----------------------------	---------

## ROD COUPLINGS

720 7/16 ROD COUPLING.....	\$3.00
720 3/8 PIPE X 7/16 ROD COUPLING .....	\$25.45

## DARCOVA LEATHERS

2X1-5/16 DARCOVA LEATHER .....	\$10.95
4X3 DARCOVA LEATHER .....	\$48.00

## DRILLING FLUIDS / CHEMICALS / GROUT

THORO WATER PLUG .....	\$21.96
BARAFOS 50 LB BAG .....	\$100.60
BENSEAL 50 LB BAG .....	\$16.35
QUICKGEL 50 LB BAG .....	\$16.25
QUICKGROUT .....	\$22.50
HOLE PLUG.....	\$17.60
EZ-SEAL (50#) .....	\$26.60
E-Z MUD 1 GAL CAN.....	\$57.30
AQUAGROUT CATALYST 5 LB .....	\$35.70

GROUT-WELL (EZMUD)50# .....	\$22.00
ENVIROPLUG GROUT 50#.....	\$24.90
TD16 GROUT 50#.....	\$28.50
WYO-VIS POLYMER 1 GAL .....	\$51.00
ENVIROPLUG MEDIUM 50# 3/8 .....	\$16.40
ENVIROPLUG NO.8 (50#) .....	\$16.40
ENVIROPLUG NO.16 (50#) .....	\$17.80
EXT-HIGH YIELD (50#).....	\$15.60
THINZ-IT (GAL) .....	\$42.80
UNI-DRILL (GAL) .....	\$62.85

318 MURIATIC ACID GALLON .....	\$8.70
NUWELL 1/2 GALLON .....	\$42.45
NU WELL GALLON .....	\$91.70
NU WELL 70# PELLET DRUM.....	\$548.10
NU WELL 50# GRANULAR PAIL .....	\$357.85
UNICID BULLETS 10 LB.....	\$150.00
UNICID GRANULAR 11 LB .....	\$118.75
UNICID GRANULAR 50 LB.....	\$495.00
UNICID CATALYST 1 GAL .....	\$110.00
UNICID CATALYST 5 GAL .....	\$450.00
SODA ASH 50# BAG .....	\$37.40
CHLOROPAL 1 QT. ....	\$37.00
CHLOROPAL 1 GAL.....	\$102.50

## IRON-X

IX2024 24 OZ IRON-X.....	\$6.61
IX8006 5# IRON-X.....	\$18.66



### BAKER

#### PITLESS ADAPTERS

2X3 SW ADPT .....	\$639.10
2X4 SW ADPT .....	\$660.20
2X3 DW ADPT .....	\$522.70
2X4 DW ADPT .....	\$543.80
4X4 SUB PIT U.....	\$688.70
5X4 SUB PIT U.....	\$902.80
6X4 SUB PIT U 2" D/D .....	\$1,024.00
FLOWING WELL ADDER - 4" .....	\$212.00
FLOWING WELL ADDER - 5" .....	\$273.90
FLOWING WELL ADDER - 6" .....	\$327.10
8AWA CONTROL SWITCH .....	\$126.70

#### CONDUIT SEAL CROSS

2" 211CSC SEAL CROSS .....	\$124.80
----------------------------	----------

#### BOX ELL

2" BALL ELBOW .....	\$102.60
2.5" BALL ELBOW .....	\$186.20

#### HAND PUMP

11HDA PUMP STAND .....	\$858.20
NO 2 PITCHER PUMP .....	\$82.85
1/2X21 FIBERGLASS ROD per ft. ....	\$5.55

### WELLS

#### PITLESS ADAPTERS

AWT4-1 WELLS PITLESS .....	\$173.85
AWT4-1 1/4 WELLS ADAPTER .....	\$177.85
AWTR 4-1 WELLS PITLESS T .....	\$177.60
AWTR 4X1-1/4 WELLS PITLE .....	\$175.60
AWC5-1P SDR21 PITLESS PL .....	\$205.55
AWC5-1-1/4P SDR21 PITLESS.....	\$210.55
AWC5-2P PITLESS PL.....	\$261.70
AWC6-1P WELLS PITLESS.....	\$230.75
AWC6-1-1/4P WELLS PITLESS.....	\$233.75
AWC6-2 WELLS PITLESS.....	\$281.45
ASC5-1P WELLS PITLESS.....	\$187.05
ASC5-1-1/4P WELLS PITLESS .....	\$192.05
ASC6-2 WELLS PITLESS .....	\$262.00
ASCP 5x1 PLASTIC CAP W/SS U-BOLT.....	\$176.20
ASCP 5x1-1/4 PLASTIC CAP W/SS U-BOLT ...	\$181.20
ASCP 5x2 PLASTIC CAP W/SS U-BOLT.....	\$232.35

### PAULUS

#### PITLESS ADAPTERS

5" WTS WATER TIGHT SEAL.....	\$44.00
5X1 PAULUS .....	\$106.00

### PRESSURE SWITCHES

FSG2 PRES SWITCH (20/40 - 30/50 - 40/60) .....	\$30.95
FSG2 M1 PRES SWITCH .....	\$50.95
GSG2 PRES SWITCH (20/40 - 30/50 - 40/60).....	\$77.95
AS4FX FURNAS PRES SWITCH (20/40 - 30/50 - 40/60) .....	\$22.00

### HYDRANTS

#### SIMMONS

#803 3FT HYDRANT .....	\$153.90
#804 4FT HYDRANT .....	\$167.10
#805 5FT HYDRANT .....	\$181.25
#6804 4FT BURY HYDRANT APPROVED .....	\$834.70
#6805 5FT BURY HYDRANT APPROVED .....	\$848.16

#### WOODFORD HYDRANTS

Y1X3 WOODFORD HYDRANT.....	\$151.85
Y1X4 WOODFORD HYDRANT.....	\$158.20
Y1X5 WOODFORD HYDRANT.....	\$164.55
Y34X3 WOODFORD HYDRANT.....	\$118.35
Y34X4 WOODFORD HYDRANT.....	\$124.70
Y34X5 WOODFORD HYDRANT.....	\$131.05
W34X3 WOODFORD HYDRANT.....	\$103.35
W34X4 WOODFORD HYDRANT.....	\$109.70
W34X5 WOODFORD HYDRANT.....	\$116.05

### WINTREX CURB STOPS

#### (COTTAGE DRAIN)

3' BURY CURB STOP - BRASS INSERT .....	\$256.50
4' BURY CURB STOP - BRASS INSERT .....	\$269.25
5' BURY CURB STOP - BRASS INSERT .....	\$278.15

### SAND PACK

#### FLAT ROCK

SAND FS-25.....50# PLASTIC .....	\$11.50
SAND 10/20.....50# PLASTIC .....	\$14.00
SAND #4SB.....80# PAPER .....	\$16.25
SAND 12/40.....50# PLASTIC .....	\$15.10

#### K & E

SAND #4.0.....50# PLASTIC .....	\$11.65
SAND #00N.....50# PLASTIC .....	\$10.30
SAND #1.....50# PLASTIC .....	\$10.30
SAND #2.....50# PLASTIC .....	\$10.30

### Water Well Applications Sand Pack Guidelines

#### Milan Application Chart

Native Sand	Sand Pack	Screen Size
4-7 Slot.....	FS-25 - #4.0 .....	10 Slot
5-10.....	12/40 - #.00N .....	15 Slot
9-20.....	10/20 - #1 .....	25 Slot
13-25.....	4SB - #2 .....	40 Slot
20-38.....	#3 .....	60 Slot

#### Water Well Sizes & Capacities Gravel Pack

Depth (Ft.)	50# bag = 3.75 gal. or .5 cu. ft. (Casing x Hole Size)				
	2 x 6 1.34 g/f	4 x 8 1.79 g/f	5 x 8 1.38 g/f	5 x 9 2.07 g/f	6 x 10 2.29 g/f
5	1.79	2.39	1.84	2.76	3.05
10	3.57	4.77	3.68	5.52	6.11
15	5.36	7.16	5.52	8.28	9.16
20	7.15	9.55	7.36	11.04	12.21
25	8.93	11.93	9.20	13.80	15.27

Transport 2 x Amount for Application Safety Factor

**SCREENS - SAW CUT**

1-1/4X4	PVC SCREEN MT X PT	\$29.15
1-1/4X5	PVC SCREEN MT X PT	\$34.50
1-1/4X6	PVC SCREEN MT X PT	\$40.00
2X6	PVC SCREEN MT X PT	\$38.15
2X10	PVC SCREEN PE X PE	\$48.35
3X5	PVC SCREEN MT X PT	\$62.50
3X7	PVC SCREEN MT X PT	\$76.75
3X10	PVC SCREEN MT X PT	\$106.00
3X20	PVC SCREEN MT X PT	\$205.15
3X20	PVC SCREEN PE X PE	\$174.15
4X20	PVC SCREEN MT X PT	\$260.00
5X20	PVC SCREEN S X S	\$326.00
5X20	PVC SCREEN SDR17BE	\$408.00

**SCREENS - STAINLESS STEEL**

836	1-1/4X36 SS POINT	\$197.40
848	1-1/4X48 SS POINT	\$237.00
860	1-1/4X60 SS POINT	\$276.15
896	1-1/4X96 SS POINT	\$405.70
936	2X36 SS POINT	\$234.80
948	2X48 SS POINT	\$281.65
960	2X60 SS POINT	\$328.55
4X4	SS SCREEN	\$345.55
4X5	SS SCREEN	\$408.60
4X6	SS SCREEN	\$470.75
5X4	SS SCREEN	\$432.75
5X5	SS SCREEN	\$493.75
5X10	SS SCREEN	\$802.45
6X10	SS SCREEN	\$1004.40

**SCREENS - WOP**

1-1/4 X 6+2	WOP MPT/PT	\$98.25
3 X 5+2	WOP MT/PLUG	\$152.60
3 X 6+2	WOP MT/PLUG	\$187.50
3 X 8+2	WOP MT/PLUG	\$239.25
4 X 5+2	WOP MT/PLUG	\$198.75
4 X 6+2	WOP MT/PLUG	\$250.75
4 X 8+2	WOP MT/PLUG	\$284.75
5 X 5	WOP BE/PLUG	\$272.95

**SANDBLOCKER SCREENS**

2" X 4' MXPT	\$357.30
4" X 3' FXF EXTENSION	\$554.40
4" X 4' FXF EXTENSION	\$629.00

**DRIVE SCREENS**

SS98	1.25X36X30 SS DR. PT	\$76.10
SS102	1.25X48X42 SS DR. PT	\$91.35
SS168	2X36X30 SS DR. PT	\$116.70

**FORMATION PACKERS**

3" X 6"	\$16.00
5" X 8"	\$20.00
5" X 9"	\$20.00
6" X 10"	\$28.25

**FLUSH SCREENS**

SS129	1.25X48X42 SS FL. PT	\$149.00
-------	----------------------	----------

**K- PACKER**

2X1-1/4	K-PACKER	\$17.20
3X1-1/4	K-PACKER	\$18.40
3X2	K-PACKER	\$22.00
4X1	K-PACKER	\$27.00
4X1-1/4	K-PACKER	\$22.40
4X2	K-PACKER	\$23.45
4X3	K-PACKER	\$39.75
5X2	K-PACKER	\$33.50
5X3	K-PACK 2RING SDR17	\$46.75
5X3	K-PACKER	\$47.75
5X4	K-PACKER	\$54.90
6X3	K-PACKER	\$68.75
6X4	K-PACKER	\$55.40
6X5	K-PACKER	\$79.30
8X6	K-PACKER	\$178.00

**Friction Loss Chart (Abbreviated)**  
Friction Loss in Feet per 100' of Pipe

GPM	3/4"	1"	1.25"	1.5"	2"
2.5	2				
5	10.5	3	1		
10	38	12	3	1.5	5
15		25	6.5	3	1
20		42	11	5	2
25		64	17	7	3
30			23	11	4
35			31	15	5

GPM	1.5"	2"	2.5"	3"	4"
40	19	7	2	1	
50	28	10	3	1.5	
60	40	14	5	2	
70	53	18	6	3	1
80		24	8	4	1
90		30	10	4	1
100		36	12	5	1.5

# Screen Capacity Charts

## Stainless Steel Well Screens - Telescope Size

Slot Sizes (Figures in GPM)

Size	Pipe Size	Screen O.D. Size	8	10	12	15	18	20	25	30
4"	3"NPT	3.75"	5.3	6.2	7.5	9.0	10.3	11.0	13.1	14.6
5"	4"NPT	4.75"	6.7	8.1	9.5	11.3	12.9	14.0	16.6	18.6
6"	5"NPT	5.625"	7.8	9.3	11.0	13.3	15.0	16.4	19.5	22.0
8"	6"NPT	7.5"	7.2	8.7	10.2	12.4	14.3	15.8	18.9	22.0
10"	7"NPT	9.5"	9.2	11.2	13.0	15.9	18.4	20.0	24.2	

## PVC WOP Screens

Slot Sizes (Figures in GPM)

Size	Pipe Size	Screen O.D. Size	8	10	12	15	18	20	25	30
1.25"	1.25"	1.66"	1.2	1.5	1.8	2.3	2.6	2.8	3.4	4.0
2"	2"	2.375"	1.7	2.1	2.5	3.1	3.6	3.9	4.9	5.5
3"	3"	3.5"	2.5	3.0	3.6	4.3	5.1	5.7	6.8	8.0
4"	4"	4.5"	3.1	3.7	4.6	5.6	6.6	7.2	8.7	10.0
5"	5"	5.563"	3.7	4.13	5.6	6.8	8.1	8.9	10.7	12.5
6"	6"	6.625"	4.5	4.7	6.6	8.1	9.6	10.4	12.8	14.6

## PVC Saw Cut

Slot Sizes (Figures in GPM)

Size	Pipe Size	Screen O.D. Size	8	10	12	15	18	20	25	30
1.25"	1.25"	1.66"	.5	.7	.8	1.0	1.2	1.3	1.6	1.7
2"	2"	2.375"	.9	1.2	1.4	1.7	2.0	2.2	2.7	3.0
3"	3"	3.5"	1.4	1.7	2.1	2.6	3.0	3.3	4.1	4.5
4"	4"	4.5"	1.4	1.7	2.1	2.6	3.0	3.3	4.1	4.5
5"	5"	5.563"		2.3	2.8	3.4	4.0	4.5	5.5	6.0
6"	6"	6.625"		2.3	2.8	3.4	4.0	4.5	5.5	6.0

# Water Conditioning

## CUNO® / MacCLEAN®

Model	Valve Type	Regeneration	Capacity	
<b>Softener</b>				
CS1001J	Mechanical - Brass	Time Clock	30,000 Grain	\$1,997.57
CSM1001J	Mechanical - Brass	Metered	30,000 Grain	\$2,252.26
CSIMX1001J	Mechanical - Brass	Metered	30,000 Grain	\$2,506.93
NS1000J	Mechanical - Noryl	Time Clock	30,000 Grain	\$1,209.08
NSM1001J	Mechanical - Noryl	Metered	30,000 Grain	\$1,306.60
IS100X	Electronic	Metered	20,000 Grain	\$1,961.37
<b>Iron Filter</b>				
MCA1001J	Mechanical - Brass	Time Clock	1 Cubic Foot	\$2,189.95

## PEERLESS

Model	Valve Type	Regeneration	Capacity	
<b>Softener</b>				
30FM	Mechanical - Noryl	Time Clock	30,000 Grain	\$997.00
30FME	Electronic	Metered	30,000 Grain	\$1,234.00
<b>Softener/Iron Filter</b>				
30FM-M	Mechanical - Noryl	Metered	30,000 Grain	\$1,136.00
30CME	Electronic	Metered	30,000 Grain	\$1,479.00
45FM-M	Mechanical - Noryl	Metered	45,000 Grain	\$1,258.00

## Galvanized Fittings

	1/8"	1/4"	3/8"	1/2"	3/4"	1"	1 1/4"	1 1/2"	2"	2 1/2"	3"	4"
<b>*Standard Bushing</b>		\$1.33	1.48	3.82	5.20	7.00	8.54	10.71	11.72	20.83	25.34	51.47
<b>Cap</b>				3.24	3.82	4.83	6.58	8.32	10.81		45.37	92.75
<b>Cross</b>				13.52	18.39	23.96	35.99		77.17			
<b>90 Ell</b>	4.56	4.19		2.86	3.34	6.20	9.65	12.83	20.88		88.41	156.04
<b>90 Street Ell</b>	5.94	5.78		5.83	5.89	7.90	12.51		27.09			
<b>45 Ell</b>		3.23		4.30	6.15	6.95	12.88	15.16	21.63			
<b>*Reducing Tee</b>					8.27	12.67	18.61		38.32			
<b>Plug</b>	.90	.90	.90	.95	3.97	3.97	7.10	9.64	10.98		30.32	58.83
<b>*Reducer Coupling</b>		2.10	5.41	4.56	5.32	7.95	10.92	13.15	18.82	54.22	67.58	146.43
<b>Tee</b>	6.41	5.46		3.66	5.88	9.28	14.74	17.65	30.26		97.52	221.33
<b>Street Tee</b>					12.46	19.66						
<b>150# Union</b>				12.30	13.94	16.54	26.26	31.33	37.16		180.84	460.94
<b>*Flush Bushing</b>							16.59					

## Black Fittings

	1/4"	1/2"	3/4"	1"	1 1/4"	1 1/2"	2"	3"	4"	5"	6"	
<b>*Standard Bushing</b>	\$1.10	1.45	2.70	3.29	4.56	5.73	6.63	12.62	30.10	59.57		
<b>Cap</b>		1.96	2.92	3.39	4.51		9.01	28.20				
<b>90 Ell</b>	2.81	2.12	2.58	4.19	6.89	9.49	16.91	52.95				
<b>45 Ell</b>		3.24						66.62				
<b>90 Street Ell</b>	4.03	3.98	4.08	5.78		11.52	18.71					
<b>Plug</b>	.58	.58	.69	2.05	3.30	4.58	5.35	13.78	27.45	54.54	72.77	
<b>Tee</b>	4.45	2.92	4.14	7.00	11.66	13.78	24.28	74.52	195.78			
<b>*Reducing Tee</b>			6.52	8.27	13.09							
<b>150# Union</b>		9.54	10.95	13.65	19.72	24.70	27.09					
<b>*Tank Bushing</b>					10.09		15.62	26.06				

## Brass Fittings

	1/8"	1/4"	3/8"	1/2"	3/4"	1"	1 1/4"	1 1/2"	2"
<b>*Standard Bushing</b>				\$1.95	2.40	3.35	5.45	7.55	10.20
<b>90 Ell</b>		2.75		2.90	3.80	5.90	9.50		23.55
<b>90 Street Ell</b>		5.00	3.80	3.80	5.25	8.15	14.90		
<b>Plug</b>	1.55	1.55	1.65	2.00	2.40	3.80	5.20		
<b>Tee</b>		3.20		3.35	4.75	8.15	13.95		28.30
<b>*Reducing Coupling</b>						7.00	13.60		
<b>150# Union</b>					10.10	13.80	19.95		45.45
<b>Coupling</b>					3.70	5.05	10.45		25.85

\* The price reflected in the column is the price of the bushing or reducer for the size to its left I.E. 1/4" x 1/8". Others sizes are available.

## Steel Couplings

(Size in Inches)	1/8"	1/4"	3/8"	1/2"	3/4"	1"	1 1/4"	1 1/2"	2"	2 1/2"	3"	4"
<b>Std Galv</b>	\$1.37	1.92	1.92	2.47	3.13	4.34	5.94	6.98	10.39		20.85	
<b>Std Black</b>		1.87	2.36	2.20	2.86	4.01	5.22	6.54	9.40	26.45	38.11	68.91
<b>Black R&amp;D</b>												61.50
<b>Galv R&amp;D</b>							13.97		27.72			64.35
<b>Thinwall</b>							4.50				37.00	
<b>Thinwall TF</b>						15.75	8.30					
<b>Tool Cplng</b>												

## Galvanized Nipples

	CL	2"	3"	4"	5"	6"	8"	10"	12"	18"	24"	36"	48"
1/8"	\$2.15	2.45		3.75		5.95							
1/4"	1.90	1.90	2.60	3.20	4.40	4.90	7.40		8.15				
3/8"	2.05	2.25	3.25										
1/2"	1.70	2.00	2.15	2.75	2.95	3.50	6.05						
3/4"	2.10	2.35	2.55	3.20	3.80	4.40	7.75	8.70	9.80				
1"	2.90	3.10	3.40	4.60	5.15	5.85	9.65	11.15	12.95	19.35	26.00	27.20	35.40
1 1/4"	3.95	4.05	4.70	5.55	6.35	7.30	11.95	14.10	16.45		37.90		
1 1/2"	4.55	4.55	5.90	7.00	7.60	8.85							
2"	6.40		7.35	8.85	10.50	12.20	19.90	23.30	26.65				
3"	21.50		22.15	23.70		28.25	39.65		42.05	68.35	82.00	115.25	
4"	27.40			29.05		38.65			66.90	92.45			
5"	112.70					147.80				297.60			
6"	114.35												

## Black Nipples

	CL	2"	3"	4"	5"	6"	8"	12"	18"	24"	36"
1/2"	\$1.45	1.70	1.80	2.15	2.75	2.90					
3/4"	1.80	1.90	2.20	2.65	3.05	3.50					
1"	2.60	2.80	3.10	3.95	4.30	5.05					
1 1/4"	3.25		3.80	4.60		6.40					
1 1/2"	4.35		5.05			5.80		9.15			
2"	5.50					10.00	16.65	20.15			
3"	15.80					24.55		34.20	54.90	64.15	117.15
4"	30.50			25.00				66.50	74.50	80.75	

## Brass Nipples

	CL	2"	3"	4"	5"	6"	8"	9"
1/4"	\$2.05	2.80	3.10	3.65	3.25	7.20		
1/2"	2.10	2.90	3.95	4.40	5.30	5.65		
3/4"	2.60	3.35	4.40	6.00	7.25	8.80		
1"	3.85	4.70	6.25	8.05	10.75	11.85	17.85	19.95
1 1/4"	5.80	6.85	9.00	11.90	14.05	17.00		
2"	12.00		14.10	19.20	22.80	27.20		



# Pipe

	1/4"	3/8"	1/2"	3/4"	1"	1 1/4"	1 1/2"	2"	2 1/2"	3"	4"
<b>Steel</b>											
Std Galv T&C (WHEATLAND)		\$5.40		6.20	7.52	13.40	16.80	18.02		28.62	22.67
Galv R&D T&C (IMPORT)							11.41			43.35	
Std Black T&C (WHEATLAND)		3.90	5.03	6.25	7.42	9.65	11.50	15.48	24.54	28.46	
Black R&D T&C (IMPORT)											19.72

	5"	6"	6 1/4"	6.9"	8"	10"	12"
<b>PVC Well Casing</b>							
SDR17 PVC BELL END	\$7.56		15.85				
SDR17 PVC CERTALOCK	10.50			14.92			
SDR21 PVC BELL END	5.28	9.55	13.56		12.12		
SDR21 PVC CERTALOCK	8.50					17.60	
SCH40 PVC BELL END		10.12			11.04	15.96	22.52

	1/2"	3/4"	1"	1 1/4"	1 1/2"	2"	3"	4"
<b>PVC Pipe</b>								
200# PVC BE SDR21	\$.34	.30	.39	.62	.81	1.26	2.75	4.66
SCH40 PVC BE		.50	.75	1.00	1.08	1.56	3.33	4.61
SCH80 PVC PE			1.40		1.68	2.63	5.00	

<b>PVC Drop Pipe</b>	1"	1 1/4"	2"
SCH80 PVC MT X MT	\$1.99	2.64	2.72
SCH80 PVC MT/CPLING	2.20	2.93	
SCH80 PVC KWIK SET	1.82	2.50	

<b>Poly Pipe</b>	3/4"	1"	1 1/4"	1 1/2"	2"
100# Plastic PE	\$.28	.41	.70	.95	1.62
160# Plastic PE	.68	.88	1.59	2.16	3.06
160# Plastic SP		1.45	2.33		
160# Blue		1.06	1.75		

# PVC Fittings

## Schedule 40

	1/2"	3/4"	1"	1 1/4"	1 1/2"	2"	2 1/2"	3"	4"	5"	6"	8"
Male Adapter	\$.65	.73	1.30	1.55	2.10	2.75		12.00	15.30	18.00	28.45	
Female Adpt		1.02	1.18	1.85	2.10	2.85		9.70	16.05	29.60	42.05	79.30
Coupling SXS		.65	1.15	1.55	1.68	2.60	5.75	8.95	12.95	21.20	29.20	54.55
EII 90 SXS		.82	1.45	2.60	2.75	4.35	13.20	15.80	28.25	52.00	64.00	
Tee SXSXS		1.02	1.90	3.05	3.70	5.35	16.45	23.15	41.90	72.15	100.55	
Bushing SXS		.77	1.40	1.85	1.95	3.20	5.20	7.65	17.10	17.15	30.25	105.45
Bushing SXFT		1.18	1.90	2.95	3.45	4.60		7.27	17.10	23.75	44.65	

# Copper Fittings

## Sweat

	1/2"	3/4"	1"	1 1/4"	2"
Male Adapter	\$2.33	3.90	10.07	14.92	29.00
Female Adpt	3.69	5.06	11.70	17.14	
Coupling	.85	1.70	3.41	5.98	
EII 45	2.03	3.57	8.96	12.12	
EII 90	1.11	2.49	6.11	9.24	26.27
EII Street 90	1.70	3.59			
Tee	1.90	4.57	14.14	19.32	
Reducing Tee		5.07	14.18	20.87	
Union	7.86	9.92	17.56		

## Sharkbite

	1/2"	3/4"	1"
Male Adapter	\$5.90	6.65	14.50
Female Adpt	6.00	6.83	14.00
Coupling	8.10	9.15	18.80
Reducing Coupling		8.75	
EII 90	8.40	10.20	19.40
End Stop	6.75	8.40	20.00
Tee	11.45	13.65	23.05

## Insert Fittings and Clamps

	1/2"	3/4"	1"	1 1/4"	1 1/2"	2"
<b>Poly Insert</b>						
Male Adapter		\$.82	.94	1.48	1.66	3.18
Coupling		.90	.95	1.40		3.15
ELL 90° Ins x Ins	1.48	1.81	1.99	2.23	2.64	3.70
ELL 90° Ins x FIP		1.81	2.32			
ELL 90° Ins x MIP			3.38			
Tee Ins x Ins x Ins		1.76	2.28	3.57		
<b>Steel Insert</b>						
Male Adapter	1.95	2.60	3.25	5.86	6.20	7.44
Coupling	2.97	3.53	4.20	6.16	8.59	12.01
8" Venturi Adapter			9.35			
<b>Brass Insert</b>						
Male Adapter		8.08	12.25	21.12	27.13	38.94
X-Long Male Adapter			23.90	39.10		
Coupling		8.50	14.71	23.30	25.10	44.00
8" Venturi Adapter			34.65			
<b>Clamps</b>						
6400 & 6800 Series	1.22	1.25	1.25	1.26	1.57	1.57

## Valves

	1/4"	3/8"	1/2"	3/4"	1"	1 1/4"	1 1/2"	2"	3"	4"
<b>Ball Valve - Brass</b>	\$13.15	15.20	9.20	20.20	29.55	50.45	63.25	97.00	365.95	705.10
<b>Ball Valve - PVC</b>				4.98	6.85	8.65	14.88	18.98	69.17	94.20
<b>Curb Stop - 6001</b>					130.75					
<b>Curb Stop - 6005</b>				104.00	151.20	247.30				
<b>Foot Valve - 6340</b>				22.03	26.82	28.39	44.35	63.00		
<b>Gas Cock</b>				16.15	30.65					
<b>Gate Valve</b>				20.80	27.40	41.05	46.20	76.30	258.10	410.90
<b>Line Check Valve - 6300</b>				22.55	26.45	33.63	49.56	74.94		

### Specialty Valves

#### BREMER

2" CHECK VALVE (479).....\$43.63

#### CHECK VALVE

2" CHECK VALVE (461).....\$76.60

#### PLUNGER

2" 460 PLUNGER.....\$90.90

#### RELIEF VALVE

1/2" REFLIEF VALVE .....\$7.35

3/4" REFLIEF VALVE .....\$8.40

#### BOILER DRAIN, SAMPLE VALVE

1/2" BOILER DRAIN.....\$8.75

3/4" BOILER DRAIN.....\$9.70

1/2" T532 SAMPLING VALVE .....\$7.80

3/4" T532 SAMPLING VALVE .....\$8.80

#### SNIFTER VALVE

1/8" SNIFTER AIR VALVE (5375).....\$2.07

1/4" SNIFTER AIR VALVE (5376).....\$2.20

# Tanks

<b>Wellmate</b>	Total Volume Gallons	Drawdown 30/50 Setting	Drawdown 40/60 Setting	List Price
WM-4	14.5	4.4	3.8	\$314.00
WM-6	19.8	5.9	5.2	336.00
WM-6LP	19.3	5.8	5.0	368.00
WM-9	29.5	8.9	7.7	527.00
WM-10LP	34.5	10.4	9.0	601.00
WM-12	40.3	12.1	10.5	672.00
WM-14WB	47.1	14.1	12.3	683.00
WM-20WB	60.0	18.0	15.6	804.00
WM-23	79.6	23.8	20.7	863.00
WM-25WB	86.7	26.0	22.5	935.00
WM-35WB	119.7	35.9	31.1	1374.00

<b>Goulds</b>	Total Volume Gallons	Drawdown 30/50 Setting	Drawdown 40/60 Setting	List Price
V6P	2.0	0.6	0.5	\$118.00
V15P	4.5	1.4	1.2	163.00
V25P	8.2	2.6	2.2	259.00
V45	13.9	4.3	3.7	370.00
V60	19.9	6.1	5.3	401.00
V60B	19.9	6.1	5.3	486.00
V80EX	25.9	7.7	6.7	492.00
V100	31.8	9.9	8.6	629.00
V100S	31.8	9.9	8.6	671.00
V140	45.2	13.9	12.1	764.00
V140B	45.2	13.9	12.1	911.00
V200	65.1	20.0	17.4	909.00
V200B	65.1	20.0	17.4	1076.00
V250	83.5	25.9	22.5	1048.00
V260	84.9	26.2	22.8	1064.00
V350	115.9	35.9	31.3	1560.00
T15P	4.5	1.4	1.2	152.00
T25P	8.2	2.6	2.2	239.00
T45	13.9	4.3	3.7	344.00
T60	19.9	6.1	5.3	343.00
T80	25.9	7.7	6.7	450.00
T100	31.8	9.9	8.6	579.00
T140	45.2	13.9	12.1	655.00
T200	65.1	20.0	17.4	840.00
T250	83.5	25.9	22.5	967.00
T260	84.9	26.2	22.8	983.00
T350	115.9	35.9	31.3	1336.00

# Tanks

<b>Amtrol</b>	Total Volume Gallons	Drawdown 30/50 Setting	Drawdown 40/60 Setting	List Price
WX101	2.0	0.6	0.6	\$92.90
WX102	4.4	1.4	1.3	127.10
WX103	8.6	2.7	2.2	206.50
WX200PS	14.0	4.8	4.1	438.50
WX201	14.0	4.8	4.1	298.50
WX202TK	20.0	6.2	5.9	386.70
WX202PRO	20.0	6.2	5.9	393.40
WX202H	20.0	6.2	5.9	388.50
WX202UG	20.0	6.2	5.9	545.60
WX203TK	32.0	9.9	9.4	661.00
WX203PRO	32.0	9.9	9.4	674.80
WX205TK	34.0	10.5	10.0	723.10
WX205PRO	34.0	10.5	10.0	736.90
WX250TK	44.0	13.6	13.0	835.30
WX250PRO	44.0	13.6	13.0	854.50
WX250UG	44.0	13.6	13.0	1061.40
WX251TK	62.0	19.2	18.3	987.00
WX251PRO	62.0	19.2	18.3	1007.90
WX251UG	62.0	19.2	18.3	1261.60
WX252	86.0	26.7	25.4	1210.50
WX302TK	86.0	26.7	25.4	1171.80
WX302PRO	86.0	26.7	25.4	1192.60
WX350TK	119.0	36.9	35.1	1670.90
WX350PRO	119.0	36.9	35.1	1700.20

## Tank Tee's

1" GALVANIZED TEE .....	\$14.15
1.25" GALVANIZED TEE .....	\$14.53
WROLC 60 80 1" .....	\$16.70
1" COMPACT BRASS TM100BS .....	\$11.00
770 SERIES BRASS 1" RISING .....	\$92.55
780 SERIES BRASS 1" RISING .....	\$121.60
1" BRASS SHORT PATTERN .....	\$16.00
1.25" BRASS SHORT PATTERN .....	\$25.40
1" PVC TANK TEE PACKAGE .....	\$85.47
1" SWEAT TANK TEE .....	\$29.65
1.25" SWEAT TANK TEE .....	\$33.55
1" CONSTANT PRESSURE MANIFOLD TEE .....	\$79.95
CONSTANT PRESSURE MANIFOLD BRACKET .....	\$43.75

# Tanks

<b>Flexcon</b>	Total Volume Gallons	Drawdown 30/50 Setting	Drawdown 40/60 Setting	List Price
PC6-01	2.1	0.65	0.57	\$98.95
PC15	4.5	1.4	1.2	135.95
PC25	8.5	2.6	2.3	218.95
PC25S	8.5	2.6	2.3	369.95
PC44S	14.0	4.3	3.8	439.95
WR45-01	14.0	4.3	3.8	299.95
WR60-02	20.0	6.2	5.4	369.95
WR60-BG	20.0	6.2	5.4	547.95
WR60.OLC	20.0	6.2	5.4	394.95
WR80	26.0	8.1	7.0	389.95
WR80.OLC	26.0	8.1	7.0	417.95
WR100-03	32.0	9.9	8.6	690.95
WR100-BG	32.0	9.9	8.6	802.95
WR100.OLC	32.0	9.9	8.6	738.95
WR120-04	33.4	10.3	9.0	630.95
WR120.OLC	33.4	10.3	9.0	676.95
WR140-01	44.0	13.6	11.9	797.95
WR140-BG	44.0	13.6	11.9	1064.95
WR140.OLC	44.0	13.6	11.9	856.95
WR200-02	62.0	19.2	16.7	943.95
WR200.OLC	62.0	19.2	16.7	1010.95
WR240-02	81.0	25.1	21.9	1012.95
WR240.OLC	81.0	25.1	21.9	1084.95
WR260-03	85.0	26.4	23.0	1119.95
WR260.OLC	85.0	26.4	23.0	1195.95
WR360-03	119.0	36.8	32.1	1595.95
WR360.OLC	119.0	36.8	32.1	1705.95
PC 44	14.0	4.3	3.8	256.95
PC 66	20.0	6.2	5.4	332.95
PC 88	26.0	8.1	7.0	351.95
PC 111	32.0	9.9	8.6	622.95
PC 122	33.0	10.3	9.0	567.95
PC 144	44.0	13.6	11.9	718.95
PC 211	62.0	19.2	16.7	849.95
PC 244	81.0	25.1	21.9	911.95
PC 266	85.0	26.4	23.0	1008.95
PC 366	119.0	36.8	32.1	1435.95

## Galvanized

V42GT 16 X 51 .....	\$350.00
V42GS 20 X 33.6.....	\$380.00
V82G 20 X 63.....	\$605.00
V120G 24 X 64.5.....	\$794.00

**Goolds - High Capacity**

**Goolds GS**

Model	hp	gpm	stg.	2 Wire	3 Wire w/o CB*
7GS05	1/2	7	10	\$799.00	744.00
7GS10	1	7	17	1143.00	1056.00
10GS05	1/2	10	7	704.00	649.00
10GS07	3/4	10	10	923.00	852.00
10GS10	1	10	12	1055.00	968.00
10GS15	1-1/2	10	17	1333.00	1209.00
13GS07	3/4	13	7	943.00	859.00
13GS10	1	13	10	1054.00	967.00
13GS15	1-1/2	13	12	1301.00	1177.00
18GS07	3/4	18	6	930.00	859.00
18GS10	1	18	8	1036.00	949.00
18GS15	1-1/2	18	11	1276.00	1152.00
25GS10	1	25	7	1020.00	933.00
25GS15	1-1/2	25	9	1260.00	1136.00

Model	hp	gpm	3 Wire w/o CB*
33GS15	1-1/2	33	\$1287.00
33GS20	2	33	1405.00
33GS30	3	33	1918.00
33GS50	5	33	2940.00
40GS20	2	40	1411.00
40GS30	3	40	1901.00
40GS50	5	40	2968.00
55GS30	3	55	1876.00
55GS50	5	55	2844.00
60GS30	3	60	1876.00
60GS50	5	60	2844.00
80GS30	3	80	1892.00
80GS50	5	80	2978.00
80GS75*	7-1/2	80	3988.00

Single phase prices without Control Box. 3PH available.

\*7-1/2 hp available in 3PH ONLY.

**Note:** All prices are single phase only.

**Goolds Lowara LS**

Model	hp	gpm	stg.	2 Wire	3 Wire w/o CB*
7LS05	1/2	7	10	\$651.00	596.00
7LS07	3/4	7	13	813.00	742.00
7LS10	1	7	17	931.00	844.00
10LS05	1/2	10	7	612.00	557.00
10LS07	3/4	10	10	715.00	644.00
10LS10	1	10	12	806.00	719.00
10LS15	1-1/2	10	17	1164.00	1040.00
18LS07	3/4	18	6	734.00	663.00
18LS10	1	18	8	843.00	N/A
18LS15	1-1/2	18	11	1121.00	997.00

**Goolds Bruiser**

Model	hp	gpm	stg.	2 Wire	3 Wire w/o CB*
7SB05	1/2	7	10	\$581.00	526.00
7SB07	3/4	7	13	741.00	670.00
7SB10	1	7	17	857.00	770.00
10SB05	1/2	10	7	518.00	463.00
10SB07	3/4	10	10	644.00	573.00
10SB10	1	10	12	746.00	659.00
10SB15	1-1/2	10	17	1074.00	950.00
18SB07	3/4	18	6	670.00	599.00
18SB10	1	18	8	749.00	662.00
18SB15	1-1/2	18	11	1015.00	912.00

\* Please see page 15 for chart information

**\*ORDER CONTROL BOX SEPARATELY**

	Pressure				Depth (in Ft.)													
	PSI	20	40	60	80	100	125	150	175	200	225	250	275	300	350	400		
<b>7 GPM</b>																		
7-05	30/50				9.2	8.6	7.9	7.1	5.2									
7-07	30/50							9.1	8.4	7.9	7.3	5.9	4.7					
7-10	30/50									9.6	9.2	8.8	8.2	7.8	7.1	5.7		
<b>10 GPM</b>																		
10-05	30/50	13.7	12.5	11.1	9.6	7.7												
10-07	30/50		14.9	14.1	13.4	12.5	11.4	10.2	8.2	6.6								
10-10	30/50			15.1	14.4	13.9	13.1	12.1	10.9	10.0	9.0							
10-15	30/50				15.4	15	14.4	13.7	13.3	12.6	12.0	11.3	10.7	9.1	7.3			
<b>13 GPM</b>																		
13-05	30/50	13.3	9.4															
13-07	30/50		17.5	16.0	14.3	12.0												
13-10	30/50			18.2	17.3	16.1	14.8	12.6	9.9	7.5								
13-15	30/50				18.6	17.8	16.9	15.4	13.8	12.6	11.2	8.6						
13-20	30/50							19.1	18.4	17.8	16.5	15.5	14.4	13.5	11.2			
<b>18 GPM</b>																		
18-07	30/50	22.6	19.5	15.8														
18-10	30/50	26.0	24.2	22.2	20.0	17.7	14.9	10.3										
18-15	30/50			26.5	25.0	23.8	22.3	19.8	17.3	15.5	13.0	8.5						
18-20	30/50				26.5	25.3	23.7	22.2	21.1	19.7	18.2	15.5	13.4					
<b>25 GPM</b>																		
25-10	30/50	29.4	27.0	23.9	19.6													
25-15	30/50		30.7	28.9	26.8	24.7	22.0											
25-20	30/50			31.3	29.6	28.5	26.8	24.5	22.0	19.0								



### Myers - Predator

Model	hp	gpm	stg	2 Wire	3 Wire w/o CB*
ST5-8	1/2	8	9	\$782.00	720.00
ST7-8	3/4	8	12	1033.00	955.00
ST10-8	1	8	15	1210.00	1118.00
ST15-8	1-1/2	8	20	1663.00	1534.00
ST5-12	1/2	12	7	741.00	679.00
ST7-12	3/4	12	9	959.00	882.00
ST10-12	1	12	11	1099.00	1007.00
ST15-12	1-1/2	12	16	1549.00	1419.00
ST5-20	1/2	20	4	933.00	871.00
ST7-20	3/4	20	6	1026.00	948.00
ST10-20	1	20	8	1081.00	989.00
ST15-20	1-1/2	20	11	1481.00	1351.00
ST10-25	1	25	7	1285.00	1193.00
ST15-25	1-1/2	25	9	1553.00	1423.00

### Myers - Rustler II

Model	hp	gpm	stg.	2 Wire	3Wire w/oCB*
N5-8	1/2	8	9	\$754.00	692.00
N7-8	3/4	8	12	946.00	869.00
N10-8	1	8	15	1120.00	1029.00
N15-8	1-1/2	8	20	1417.00	1288.00
N5-12	1/2	12	7	687.00	625.00
N7-12	3/4	12	9	853.00	776.00
N10-12	1	12	11	985.00	893.00
N15-12	1-1/2	12	16	1282.00	1152.00
N10-20	1	20	8	946.00	854.00
N15-20	1-1/2	20	11	1215.00	1086.00

#### Pump Performance Charts:

- **30/50 Pressure Setting**
- **Values Listed are suggested manufacturer's operating ranges**
- **2 & 3 Wire, 115V & 230V Models**
- **Please call for special conditions or engineering help**

### Myers - High Capacity

Model	hp	gpm	3 wire w/o CB*
SS20-25	2	25	\$1460.00
SS20-35	2	35	1547.00
SS30-35	3	35	2007.00
SS30-50	3	50	2041.00
SS50-50	5	50	3096.00

Single phase prices without Control Box.  
3PH available.

**Note:** All prices are single phase only.

	Pressure		Depth of Water (feet)														
	PSI	20	40	60	80	100	120	140	160	180	200	220	240	260	300	340	380
<b>8 GPM</b>																	
ST5/N5	30/50	12.0	11.4	10.8	10.1	9.3	8.3	7.2	5.8								
ST7/N7	30/50				11.5	11.1	10.6	10	9.5	8.8	8.0	7.1	6.1	4.9			
ST10/N10	30/50						11.4	11.3	10.9	10.5	10.0	9.5	9.0	8.4	7.0	5.0	
<b>12 GPM</b>																	
ST5/N5	30/50		14.5	13.0	11.5	9.8	7.2										
ST7/N7	30/50			15.5	14.5	13.4	12.2	10.9	9.4	7.5							
ST10/N10	30/50					15.3	14.5	13.5	12.6	11.6	10.5						
ST15/N15	30/50									15.4	14.9	14.3	13.7	13.1	11.7	10.2	
<b>20 GPM</b>																	
ST7/N7	30/50	21.5	19.5	16.0													
ST10/N10	30/50	24.0	23.0	21.5	20.0	17.5	14.5										
ST15/N15	30/50			24.5	23.5	22.5	21.5	20.0	18.5	16.5	14.5						



## Flint and Walling "S" Series

Model	hp	gpm	stg	3 Wire	
				2 Wire	w/o CB*
4F05S05	1/2	5	15	\$930.00	879.00
4F05S07	3/4	5	21	1104.00	1037.00
4F07S05	1/2	7	10	815.00	764.00
4F07S07	3/4	7	14	1011.00	943.00
4F10S05	1/2	10	8	746.00	694.00
4F10S07	3/4	10	12	961.00	893.00
4F10S10	1	10	15	1084.00	1001.00
4F19S07	3/4	19	7	954.00	886.00
4F19S10	1	19	9	1045.00	962.00
4F19S15	1 1/2	19	12	1318.00	1200.00
4F27S07	3/4	27	6	949.00	881.00
4F27S10	1	27	7	1029.00	946.00
4F27S15	1 1/2	27	10	1302.00	1185.00

## Flint and Walling "G" Series

Model	hp	gpm	stg	3 Wire	
				2 Wire	w/o CB*
4F05G05	1/2	5	15	\$792.00	740.00
4F07G05	1/2	7	10	696.00	645.00
4F07G07	3/4	7	14	835.00	767.00
4F10G05	1/2	10	8	606.00	555.00
4F10G07	3/4	10	12	785.00	717.00
4F10G10	1	10	15	947.00	864.00
4F19G10	1	19	9	908.00	825.00
4F27G10	1	27	7	891.00	808.00

## Flint and Walling High Capacity

Model	hp	gpm	3 wire
			w/o CB*
4F35S30	3	30	\$2051.00
4F55S50	5	55	2914.00
4F85S50	5	85	3077.00


Single phase prices without Control Box.  
3PH available.

**Note:** All prices are single phase only.

### Pump Performance Charts:

- 30/50 Pressure Setting
- Values Listed are suggested manufacturer's operating ranges
- 2 & 3 Wire, 115V & 230V Models
- Please call for special conditions or engineering help

	Pressure		Depth (in Ft.)														
	PSI		20	40	60	80	100	125	150	175	200	225	250	275	300	350	400
<b>5GPM</b>																	
4F05-05	30/50			8.3	7.9	7.5	7.1	6.7	6.2	5.5	4.9	4.2					
4F05-07	30/50				8.7	8.5	8.2	7.8	7.5	7.0	6.9	6.5	6.2	5.7	5.3	4.4	
<b>7 GPM</b>																	
4F07-05	30/50		11.3	10.7	10.0	9.3	8.5	8.0	7.0	5.0							
4F07-07	30/50			12.2	11.8	11.3	10.9	10.5	9.8	9.0	8.0	7.2	6.3	5.3			
<b>10 GPM</b>																	
4F10-05	30/50		12.8	12.0	11.0	10.0	8.7										
4F10-07	30/50		14.3	13.8	13.3	12.8	12.4	11.5	10.5	9.8	8.9	7.9					
4F10-10	30/50		14.9	14.5	14.1	13.7	13.3	12.5	12.0	11.5	10.9	10.3	9.5	8.6	7.9		
<b>19 GPM</b>																	
4F19-07	30/50		20.6	18.7	16.6												
4F19-10	30/50		22.5	21.2	19.8	18.4	16.8	15.0	12.5								
4F19-15	30/50		24.2	23.2	22.4	21.4	20.5	19.0	17.5	17.0	14.0	12.0					
<b>27 GPM</b>																	
4F27-07	30/50		25.0	22.0	18.0	12.0											
4F27-10	30/50		28.0	25.0	23.0	19.0	15.0										
4F27-15	30/50		29.5	28.0	26.0	24.5	22.5	20.0	14.5								



**Red Jacket "Grizzly"**

**Water Products**

**Red Jacket "Water Bear"**

Model	hp	gpm	stg	3 Wire	
				2 Wire	w/o CB*
50C-6G17	1/2	6	17	\$867.00	783.00
75C-6G19	3/4	6	19	982.00	907.00
50C-8G12	1/2	8	12	762.00	679.00
75C-8G16	3/4	8	16	952.00	845.00
50C-12G9	1/2	12	9	695.00	614.00
75C-12G12	3/4	12	12	753.00	686.00
100C-12G14	1	12	14	981.00	902.00
100C-20G8	1	20	8	1003.00	902.00
150C-20G11	1 1/2	20	11	1218.00	1100.00

**Pump Performance Charts:**

- **30/50 Pressure Setting**
- **Values Listed are suggested manufacturer's operating ranges**
- **2 & 3 Wire, 115V & 230V Models**
- **Please call for special conditions or engineering help**

Model	hp	gpm	stg	3 Wire	
				2 Wire	w/o CB*
50C-CNS17AE	1/2	5	17	\$978.00	914.00
75C-CNS21AE	3/4	5	21	1207.00	1124.00
50C-CNS12VB	1/2	7	12	855.00	791.00
75C-CNS16VB	3/4	7	16	1069.00	986.00
50C-CNS9BC	1/2	10	9	753.00	689.00
75C-CNS12BC	3/4	10	12	982.00	899.00
100C-CNS14BC	1	10	14	1168.00	1066.00
75C-CNS6CC	3/4	18	6	1056.00	973.00
100C-CNS8CC	1	18	8	1147.00	1045.00
150C-CNS11CC	1 1/2	18	11	1398.00	1253.00

**Red Jacket "Enduro"**

Model	hp	gpm	stg	3 Wire	
				2 Wire	w/o CB*
50C-6S17	1/2	6	17	\$1007.00	943.00
75C-6S21	3/4	6	21	1260.00	1177.00
50C-8S12	1/2	8	12	936.00	872.00
75C-8S16	3/4	8	16	1181.00	1098.00
50C-12S9	1/2	12	9	886.00	822.00
75C-12S12	3/4	12	12	1087.00	1004.00
100C-12S14	1	12	14	1271.00	1169.00
100C-20S8	1	20	8	1237.00	1135.00
150C-20S11	1 1/2	20	11	1515.00	1370.00

**Red Jacket Big-Flo®**

Model	hp	gpm	3 wire
			w/o CB*
300F31111DC	3	28	\$1974.00
300F3118FC	3	50	2136.00
500F31113FC	5	50	3018.00
500F31110EC	5	80	2896.00

Single phase prices without Control Box.  
3PH available.

**Note:** All prices are single phase only.

	Pressure		Depth (in Ft.)														
	PSI		20	40	60	80	100	125	150	175	200	225	250	275	300	350	400
<b>5GPM</b>																	
50C-CNS	30/50		7.4	7.0	6.7	6.3	5.7	5.4	4.8	4.2	3.5	2.7	1.7				
75C-CNS	30/50				8.7	8.5	8.2	7.8	7.5	7.0	6.9	6.5	6.2	5.7	5.3	4.4	
<b>6GPM</b>																	
50C-6	30/50		7.4	7.0	6.7	6.3	5.7	5.4	4.8	4.2	3.5	2.7	1.7				
75C-6	30/50				7.5	7.2	6.8	6.5	6.0	5.5	5.0	4.5	4.0	3.3	2.5	1.8	
<b>7GPM</b>																	
50C-CNS	30/50		9.0	8.6	8.3	7.8	7.2	6.2	5.2	3.9	1.8						
75C-CNS	30/50				8.7	8.5	8.2	7.8	7.5	7.0	6.9	6.5	6.2	5.7	5.3	4.4	
<b>8GPM</b>																	
50C-8	30/50		9.0	8.6	8.3	7.8	7.2	6.2	5.2	3.9	1.8						
75C-8	30/50		9.2	9.1	8.9	8.7	8.4	8.0	7.4	6.8	6.2	5.5	4.7	3.7	2.2		
<b>10 GPM</b>																	
50C-CNS	30/50		12.1	11.1	10.0	8.9	7.7	5.4									
75C-CNS	30/50		14.3	13.8	13.3	12.8	12.4	11.5	10.5	9.8	8.9	7.9					
100C-CNS	30/50		22.5	21.2	19.8	18.4	16.8	15.0	12.5								
<b>12 GPM</b>																	
50C-12	30/50		12.1	11.1	10.0	8.9	7.7	5.4									
75C-12	30/50		13.4	13.0	12.4	11.7	11.0	10.1	9.0	7.9	6.7						
100C-12	30/50		14.0	13.7	13.4	12.9	12.4	11.6	10.7	10.2	9.0	8.2	6.9	5.8			
<b>18GPM</b>																	
75C-CNS	30/50		25.0	22.0	18.0	12.0											
100C-CNS	30/50		28.0	25.0	23.0	19.0	15.0										
150C-CNS	30/50		31.0	30.0	28.0	27.0	25.0	22.0	20.0	17.0	11.0						
<b>20GPM</b>																	
100C-20	30/50		20.6	19.4	18.2	16.8	14.9	10.9									
150C-20	30/50		22.8	21.9	20.9	19.9	19.0	17.9	15.3	14.7	12.0	8.0					



**STA-RITE "HS" Series**  
Stainless Steel

Model	hp	gpm	stg	3 Wire	
				2 Wire	w/o CB*
S5P4HS05	1/2	5	13	\$874.00	811.00
S5P4HS07	3/4	5	18	1075.00	997.00
S10P4HS05	1/2	10	7	778.00	716.00
S10P4HS07	3/4	10	10	943.00	865.00
S10P4HS10	1	10	13	1129.00	1037.00
S15P4HS07	3/4	15	7	943.00	865.00
S15P4HS10	1	15	9	1129.00	1037.00
S20P4HS10	1	20	7	1093.00	1001.00
S20P4HS15	1 1/2	20	9	1350.00	1220.00

**STA-RITE "JP" Series**  
Composite

Model	hp	gpm	stg	3 Wire	
				2 Wire	w/o CB*
S5P4JP05	1/2	5	13	\$808.00	746.00
S5P4JP07	3/4	5	18	1019.00	942.00
S10P4JP05	1/2	10	7	711.00	649.00
S10P4JP07	3/4	10	10	884.00	806.00
S10P4JP10	1	10	13	1073.00	981.00
S15P4JP07	3/4	15	7	884.00	806.00
S15P4JP10	1	15	9	1073.00	981.00
S20P4JP10	1	20	7	1038.00	946.00
S20P4JP15	1 1/2	20	9	1300.00	1170.00

- Pump Performance Charts:**
- 30/50 Pressure Setting
  - Values Listed are suggested manufacturer's operating ranges
  - 2 & 3 Wire, 115V & 230V Models
  - Please call for special conditions or engineering help

**STA-RITE "SK" Series**  
Composite

Model	hp	gpm	stg	2 Wire
S10K05PLUS	1/2	10	8	\$498.00
S10K07PLUS	3/4	10	10	573.00
S10K10PLUS	1	10	12	750.00
S20K10PLUS	1	20	8	761.00
S20K15PLUS	1 1/2	20	11	919.00

	Pressure		Depth (in Ft.)													
	PSI	20	40	60	80	100	125	150	175	200	250	300	350	400	450	500
<b>5GPM</b>																
S5P4--05	30/50	7.3	7.2	7.0	6.7	6.4	5.9	5.3	4.7	3.7	1.7					
S5P4--07	30/50			7.4	7.3	7.2	7.0	6.8	6.5	6.2	5.4	4.3	3.1	1.3		
<b>10 GPM</b>																
S10K05PLUS	30/50	12.5	11.7	10.9	10.1	8.0	7.7	6.2	3.7							
S10K07PLUS	30/50	13.3	12.7	12.1	11.5	10.2	9.9	8.7	7.5	7.0	3.0					
S10K10PLUS	30/50	13.4	12.9	12.4	11.9	11.0	10.5	9.2	8.7	8.0	5.9	3.75				
S10P4--05	30/50	12.0	10.5	9.5	7.5	6.0										
S10P4--07	30/50	14.5	13.5	12.5	12.0	11.5	10.0	9.5	7.0	6.0						
S10P4--P10	30/50	15.5	15.0	14.5	14.0	13.2	12.5	11.5	10.5	9.5	7.5	5.0				
<b>15 GPM</b>																
S15P4--07	30/50	17.2	15.4	13.1	10.0	6.4	1.1									
S15P4--10	30/50	18.9	18.2	17.1	15.8	14.0	11.4	8.2	4.0	0.3						
<b>20 GPM</b>																
S20K10PLUS	30/50	25.3	23.7	22.0	20.1	17.5	13.7	9.0								
S20K15PLUS	30/50		27.5	26.4	25.3	23.7	22.1	20.0	18.1	16.2	11.2					
S20P4--10	30/50	24.2	21.5	19.0	16.3	12.5	3.3									
S20P4--15	30/50	27.5	26.0	24.1	22.1	20.0	17.5	14.5	8.3							

# AERMOTOR™

## AERMOTOR "A+" Series Stainless Steel External Check

Model	hp	gpm	stg	3 Wire	
				2 Wire	w/o CB*
AA+550	1/2	5	13	\$964.00	902.00
AA+575	3/4	5	19	1177.00	1099.00
AA+1250	1/2	12	8	858.00	796.00
AA+1275	3/4	12	11	1038.00	960.00
AA+12100	1	12	14	1240.00	1148.00
AA+1675	3/4	16	10	1038.00	960.00
AA+16100	1	16	12	1240.00	1148.00
AA+20100	1	20	11	1199.00	1107.00
AA+20150	1 1/2	20	15	1479.00	1350.00

**Pump Performance Charts:**

- **30/50 Pressure Setting**
- **Values Listed are suggested manufacturer's operating ranges**
- **2 & 3 Wire, 115V & 230V Models**
- **Please call for special conditions or engineering help**

## AERMOTOR "S" Series Stainless Steel Internal Check

Model	hp	gpm	stg	3 Wire	
				2 Wire	w/o CB*
AS550	1/2	5	13	\$921.00	858.00
AS575	3/4	5	19	1164.00	1087.00
AS1250	1/2	12	8	812.00	750.00
AS1275	3/4	12	11	991.00	913.00
AS12100	1	12	14	1175.00	1112.00
AS1675	3/4	16	10	991.00	913.00
AS16100	1	16	12	1196.00	1104.00
AS20100	1	20	11	1178.00	1086.00
AS20150	1 1/2	20	15	1436.00	1306.00

## AERMOTOR "T" Series Composite

Model	hp	gpm	stg	3 Wire	
				2 Wire	w/o CB*
AT550	1/2	5	13	\$858.00	796.00
AT575	3/4	5	19	1077.00	999.00
AT1250	1/2	12	8	750.00	688.00
AT1275	3/4	12	11	936.00	858.00
AT12100	1	12	14	1134.00	1042.00
AT1675	3/4	16	10	936.00	858.00
AT16100	1	16	12	1134.00	1042.00
AT20100	1	20	11	1095.00	1003.00
AT20150	1 1/2	20	15	1372.00	1243.00

## AERMOTOR "A+" Stainless Steel Super Subs®

Model	hp	gpm	3 wire
			w/o CB*
89125-NCSS	2	35	\$1444.00
89127-NCSS	3	35	2071.00
88911-NCSS	5	50	3059.00
89118-NCSS	5	75	3052.00

Single phase prices without Control Box.  
3PH available.

**Note:** All prices are single phase only.

	Pressure				Depth (in Ft.)											
	PSI	20 40 60 80 100 125 150 175 200 225 250 275 300 350 400														
		20	40	60	80	100	125	150	175	200	225	250	275	300	350	400
<b>5GPM</b>																
<b>A-550</b>	30/50		7.8	7.4	7.1	6.7	6.2	5.8	4.8	4.1	3.1					
<b>A-575</b>	30/50					7.9	7.6	7.3	7.0	6.7	6.3	5.8	5.4	4.9	3.8	
<b>12GPM</b>																
<b>A-1250</b>	30/50	13.5	12.4	11.1	9.7	7.8										
<b>A-1275</b>	30/50		14.8	14.2	13.5	12.6	11.3	9.9	8.4	6.7						
<b>A-12100</b>	30/50					14.5	13.8	12.9	12.0	11.0	10.0	8.8	7.5	6.0		
<b>16GPM</b>																
<b>A-1675</b>	30/50	17.5	16.5	15.0	12.0											
<b>A-16100</b>	30/50	21.5	20.5	19.5	17.0	15.2	11.0									
<b>20 GPM</b>																
<b>A-20100</b>	30/50	21.5	20.5	19.5	17.0	15.2	11.0									
<b>A-20150</b>	30/50				24.2	22.8	21.2	19.0	16.3	12.8						

# Jet Pumps



## Goolds

Model	hp	Price
<b>Horizontal</b>		
J5S	1/2	\$497.00
J7S	3/4	612.00
J10S	1	671.00
J5	1/2	578.00
J7	3/4	698.00
J10	1	752.00
JRD5	1/2	472.00
JRD7	3/4	606.00
JRS5	1/2	472.00

## Horizontal Multi-Stage

HSJ07N	3/4	799.00
HSJ10N	1	859.00
HSJ15N1-1/2		1141.00

## Vertical

VJ05	1/2	698.00
VJ07	3/4	764.00
VJ10	1	822.00

## Vertical Multi-Stage

SJ07	3/4	771.00
SJ10	1	802.00
SJ15	1-1/2	1114.00
SJ20	2	1274.00

## Myers

Model	hp	Price
<b>Horizontal</b>		
HR50S	1/2	\$546.00
HR50D	1/2	546.00
HJ50S	1/2	631.00
HJ75S	3/4	751.00
HJ100S	1	851.00
HJ50D	1/2	631.00
HJ75D	3/4	751.00
HJ100D	1	851.00

## Centrifugal

QP7	3/4	687.00
QP10	1	687.00
QP15	1-1/2	772.00
QP20	2	1040.00

## Flint & Walling

Model	hp	Price
<b>Horizontal</b>		
CPJ05SB	1/2	\$651.00
CPJ05B	1/2	625.00
CPJ07SB	3/4	770.00
CPJ07B	3/4	770.00
CPJ10SB	1	832.00
CPJ10B	1	832.00
CPJ15S	1-1/2	1021.00
CPJ15	1-1/2	1021.00
CPH05S	1/2	536.00
CPH05	1/2	487.00
EK05S	1/2	425.00
EK07S	3/4	519.00

## Vertical

VPH10	1	798.00
-------	---	--------

## Vertical Multi-Stage

VA207P	3/4	929.00
VS207P	3/4	861.00
VA210P	1	998.00
VS210P	1	897.00
VA215P	1-1/2	1265.00
VS215P	1-1/2	1202.00

**Note:** Popular Pump Models Listed. Complete Pump Lines are NOT featured, but available.

## Well Head Adapters

and

Jet Assembly

Approximately

**\$175.00**

MILAN



## STA-RITE®

### Sta-Rite

Model	hp	Price
<b>Horizontal</b>		
SNC	1/2	\$478.00
SND	3/4	529.00
SNE	1	674.00

### Vertical Multi-Stage

MSD	3/4	800.00
MSE	1	831.00
MSF	1-1/2	1134.00
MSG	2	1356.00

### Centrifugal

DHE	1	675.00
DHF	1-1/2	712.00
DHG	2	1001.00

## AERMOTOR™

### Aermotor

Model	hp	Price
<b>Horizontal</b>		
FH50S	1/2	\$530.00
FH50	1/2	594.00
FH75	3/4	601.00

### Vertical Multi-Stage

VNA2-100	1	914.00
VNA2-150	1-1/2	1242.00
VNA2-200	2	1485.00

**Note:** Popular Pump Models Listed. Complete Pump Lines are NOT featured, but available.

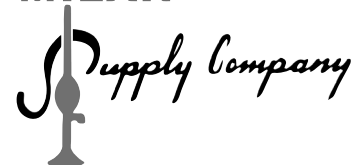
### Well Head Adapters and

Jet Assembly

Approximately

# \$175.00

MILAN



# Constant Pressure

## SYSTEMS



### COMMANDER® PRO 75

CP7510.....	\$2063.40
CP7510LT .....	\$1973.20
CP7519.....	\$2063.40
CP7519LT .....	\$1973.20
CP7527.....	\$2063.40
CP7527LT .....	\$1973.20
CP7535.....	\$2282.40
CP7535LT .....	\$2192.20

### COMMANDER® PRO 150

CP15010.....	\$3441.40
CP15010LT .....	\$3178.80
CP15019.....	\$3441.40
CP15019LT .....	\$3178.80
CP15027.....	\$3441.40
CP15027LT .....	\$3178.80
CP15035.....	\$3551.20
CP15035LT .....	\$3288.60
CP15055.....	\$3660.80
CP15055LT .....	\$3398.20
CP15085.....	\$3660.80
CP15085LT .....	\$3398.20



Model	hp	gpm	List Price
5SQ05-180	1/2	5	\$1020.00
10SQ05-160	1/2	10	921.00
10SQ07-200	3/4	10	1050.00
10SQ07-240	3/4	10	1111.00
15SQ07-180	3/4	15	1098.00
15SQ10-220	1	15	1157.00
10SQE05-160	1/2	10	1023.00
10SQE07-200	3/4	10	1218.00
10SQE07-240	3/4	10	1278.00
10SQE10-290	1	10	1399.00
15SQE07-180	3/4	15	1266.00
15SQE10-220	1	15	1332.00
22SQE07-160	3/4	22	1315.00
22SQE10-190	1	22	1372.00
22SQE15-220	1 1/2	22	1610.00
Smart Flo Kit			727.00

## VARIABLE FREQUENCY DRIVES



### BALANCED FLOW CONTROLLER


BF20 CONTROLLER W/PRESSURE SENSOR .....	\$1022.00
BF30 CONTROLLER W/PRESSURE SENSOR .....	\$1729.00
BF50 CONTROLLER W/PRESSURE SENSOR .....	\$2573.00



### CP WATER

MONODRIVE W/PRESSURE SENSOR.....	\$964.00
SUBDRIVE 75 W/PRESSURE SENSOR.....	\$1134.00
SUBDRIVE 150 W/PRESSURE SENSOR.....	\$2009.00
SUBDRIVE 300 W/PRESSURE SENSOR.....	\$3502.00

## PUMP CONTROL VALVES



CSV1" THERMOPLASTIC IN-WELL VALVE .....	\$90.00
CSC1" IN WELL COUPLING.....	\$44.00
CSV1.25" THERMOPLASTIC IN-WELL VALVE .....	\$159.00
CSC1.25" IN WELL COUPLING .....	\$84.00
CSV1W BRONZE IN-WELL VALVE .....	\$200.00
CSV1"Z SURFACE MOUNTED VALVE .....	\$245.00



# Motors and Controls

## FRANKLIN SUB MOTORS

### 4" MOTORS

.5HP 115V 3W MOTOR.....	\$342.00
.5HP 115V 2W MOTOR.....	\$420.00
.5HP 230V 3W MOTOR .....	\$342.00
.5HP 230V 2W MOTOR .....	\$396.00
.5HP 230V 3PH 3W MOTOR .....	\$364.00
.75HP 230V 3W MOTOR .....	\$409.00
.75HP 230V 2W MOTOR .....	\$477.00
.75HP 230V 3PH 3W MOTOR .....	\$387.00
1HP 230V 3W MOTOR .....	\$425.00
1HP 230V 2W MOTOR .....	\$509.00
1HP 230V 3PH 3W MOTOR .....	\$425.00
1.5HP 230V 3W MOTOR .....	\$544.00
1.5HP 230V 2W MOTOR .....	\$664.00
1.5 HP 230V 3PH 3W MOTOR .....	\$491.00
2HP 230V 1PH 3W MOTOR .....	\$614.00
2HP 230V 3PH 3W MOTOR .....	\$535.00
3HP 230V 1PH 3W MOTOR .....	\$973.00
3HP 230V 3PH 3W MOTOR .....	\$779.00
3HP 460V 3 PHASE MOTOR.....	\$779.00
5HP 4IN 230V 1PH MOTOR .....	\$1410.00
5HP 4IN 230V 3PH MOTOR .....	\$1278.00
5HP 380/460V 3PH MOTOR.....	\$1278.00
7.5HP 230V 3PH MOTOR.....	\$1568.00
7.5HP 460V 3PH MOTOR.....	\$1568.00
10HP 460V 3PH MOTOR.....	\$2397.00

### 6" MOTORS

7.5HP 230V 1PH MOTOR.....	\$1935.00
7.5HP 230V 3PH MOTOR.....	\$1884.00
7.5HP 460V 3PH MOTOR.....	\$1884.00
10HP 230V 1PH MOTOR.....	\$2210.00
10HP 230V 3PH MOTOR.....	\$2110.00
10HP 460V 3PH MOTOR.....	\$2110.00
15HP 230V 3PH MOTOR.....	\$2431.00
15HP 460V 3PH MOTOR.....	\$2431.00
20HP 460V 3PH MOTOR.....	\$2992.00
25HP 460V 3PH MOTOR.....	\$3479.00
30HP 460V 3PH MOTOR.....	\$4036.00

## FRANKLIN RELAY KITS

305102902 .3-5 230V .....	\$59.30
---------------------------	---------

## JET PUMP MOTORS

### KEYED SHAFT

K1052 1/2HP A.O.SMITH.....	\$215.90
K1072 3/4HP A.O.SMITH.....	\$252.45
K1102 1HP A.O.SMITH .....	\$282.20
K1152 1-1/2HP .....	\$385.90

### THREADED SHAFT

T1052 1/2HP A.O.SMITH .....	\$219.30
T1072 3/4HP A.O.SMITH .....	\$257.55
T1102 1HP A.O.SMITH .....	\$287.30
T1152 1-1/2HP .....	\$402.05
T1202 2HP A.O.SMITH .....	\$459.85

## SHAFT SEAL

100 SHAFT SEAL .....	\$8.46
1010 SHAFT SEAL .....	\$15.18
2000 SHAFT SEAL .....	\$7.60
2010 SHAFT SEAL .....	\$15.00
8000 SHAFT SEAL .....	\$10.40

## FRANKLIN CONTROL BOXES

.5HP 115V CONTROL BOX .....	\$74.00
.5HP 230V CONTROL BOX .....	\$74.00
.75HP 230V CONTROL BOX .....	\$78.00
1HP 230V CONTROL BOX .....	\$81.00
1.5HP 230V CONTROL BOX .....	\$111.00
2HP CONT BOX MAG.....	\$268.00
3HP CONT BOX MAG.....	\$304.00
5HP CONT BOX MAG.....	\$388.00
7.5HP CONT BOX MAG.....	\$568.00
10HP CONT BOX MAG.....	\$835.00
15HP CONT BOX MAG.....	\$1314.00



## WIRE

CABLE UGWG 12-2.....	\$ .88 ft
CABLE UGWG 12-3.....	\$ 1.25 ft
CABLE UGWG 12X2X250' .....	\$ 208.88
CABLE UGWG 12X2X500' .....	\$ 417.72
CABLE UGWG 12X3X500' .....	\$ 585.12
CABLE UGWG 10X3X250' .....	\$ 450.89
CABLE UGWG 8-3.....	\$ 2.63 ft
CABLE UGWG 6-3.....	\$ 3.91 ft
14-2 PVC CBL TWST W/GRD .....	\$ .52 ft
14-3 PVC CBL TWST W/GRD .....	\$ .67 ft
12-2 PVC CBL TWST W/GRD .....	\$ .60 ft
12-3 PVC CBL TWST W/GRD .....	\$ .85 ft
10-2 PVC CBL TWST W/GRD .....	\$ 1.05 ft
10-3 PVC CBL TWST W/GRD .....	\$ 1.34 ft
8-3 PVC CBL TWST W/GRD .....	\$ 2.03 ft
12-2 PVC CBL FLAT BLUE W/GRD .....	\$ .88 ft
12-3 PVC CBL FLAT BLUE W/GRD .....	\$ 1.30 ft
10-3 PVC CBL FLAT BLUE W/GRD .....	\$ 2.21 ft
12-2 PVC CBL FLAT YELLOW W/GRD .....	\$ .89 ft
12-3 PVC CBL FLAT YELLOW W/GRD .....	\$ 1.27 ft
10-2 PVC CBL FLAT YELLOW W/GRD .....	\$ .90 ft
10-3 PVC CBL FLAT YELLOW W/GRD .....	\$ 1.19 ft
8-3 PVC CBL FLAT YELLOW W/GRD .....	\$ 1.84 ft
6-3 PVC CBL FLAT YELLOW W/GRD .....	\$ 3.39 ft
4-3 PVC CBL FLAT YELLOW W/GRD .....	\$ 4.31 ft
12-2 CBL FLAT W/GRD BLACK .....	\$ 1.13 ft
12-3 CBL FLAT W/GRD BLACK .....	\$ 1.59 ft
10-2 CBL FLAT W/GRD BLACK .....	\$ 1.16 ft
10-3 CBL FLAT W/GRD BLACK .....	\$ 1.84 ft
6-3 CBL FLAT W/GRD BLACK .....	\$ 3.85 ft
8-3 CBL FLAT W/GRD BLACK .....	\$ 2.16 ft
4-3 CBL FLAT W/GRD BLACK .....	\$ 4.75 ft

## Capacitors

4X058 CAPACITOR 108-130 MFD .....	\$ 8.45
4X059 CAPACITOR 130-156 MFD .....	\$ 9.54
4X060 CAPACITOR 145-174 MFD .....	\$ 14.17
4X061 CAPACITOR 161-193 MFD .....	\$ 11.44
4X062 CAPACITOR 189-227 MFD .....	\$ 12.26
4X065 CAPACITOR 242-293 MFD .....	\$ 17.72
4X069 CAPACITOR 430-516 MFD .....	\$ 23.94

## Conduit & Fittings

1/2" Blue Flexible Conduit .....	\$ .51 ft
3/4" Blue Flexible Conduit .....	\$ .80 ft
1/2" Blue Flexible Adapter .....	\$ 2.45
3/4" Blue Flexible Adapter .....	\$ 4.75
1/2" Gray Carflex - Liquid Tight Conduit .....	\$ 1.25 ft
3/4" Gray Carflex - Liquid Tight Conduit .....	\$ 1.70 ft
1/2" Swivelock Adapter - Liquid Tight .....	\$ 6.25
1/2" Straight Adapter - Liquid Tight .....	\$ 5.89
3/4" Straight Adapter - Liquid Tight .....	\$ 7.51
1/2" 90 Deg. Adapter - Liquid Tight .....	\$ 8.60
3/4" 90 Deg. Adapter - Liquid Tight .....	\$ 10.59
1/2" x 10' Gray Sch 40 Conduit W/Bell .....	\$ .42 ft
3/4" x 10' Gray Sch 40 Conduit W/Bell .....	\$ .79 ft
1" x 10' Gray Sch 40 W/Bell .....	\$ .87 ft
1" Gray Sch 40 Adapter .....	\$ .99

## Miscellaneous

Yellow Wire Nuts .....	\$ .15
Red Wire Nuts .....	\$ .19
1/2" Romex Connector .....	\$ .35

## Electrical Wire Selection

### Maximum Wire Length

Motor Rating		Copper Wire Size			
Volts	HP	#14	#12	#10	#8
115V	1/3	130	210	340	540
	1/2	100	160	250	390
230V, 1 Phase	1/2	400	650	1020	1610
	3/4	300	480	760	1200
	1	250	400	630	990
	1.5	190	310	480	770
	2	150	250	390	620
	3		190	300	470
	5			180	280
230V, 3 Phase	1	560	910	1430	2260
	1.5	420	670	1060	1670
	2	320	510	810	1280
	3	390	620	990	1540
	5		230	370	590
	7.5		160	260	420
	10			190	310
460V, 3 Phase	7.5	420	680	1070	1690
	10	310	500	790	1250
	15			540	850
	20			410	650
	25				530
	30				430

# HOLE AND ANNULAR CAPACITY

Hole Dia. (In.)	Hole Cap (GPF)	Hole Cap (Cu.Ft./ Ft.)	ANNULAR CAPACITY (Gallons Per Foot)												
			Casing - Outside Dimension												
			2½	3½	4½	5½	6%	7%	8%	9%	10%	12%	13%	16	
3¾	.58	.077	.32												
4	.65	.087	.40	.15											
4¾	.92	.123	.67	.42											
5%	1.32	.176	1.06	.82	.49										
5¾	1.41	.188	1.15	.91	.58										
6¼	1.59	.213	1.34	1.09	.78	.36									
6½	1.73	.231	1.47	1.22	.90	.49									
6¾	1.86	.249	1.60	1.36	1.03	.63									
7	2.00	.267	1.74	1.50	1.17	.77	.21								
7%	2.37	.317	2.19	1.87	1.55	1.14	.58								
8	2.61	.349	2.36	2.11	1.79	1.38	.82								
8%	3.04	.406	2.78	2.54	2.21	1.81	1.25	.66							
9	3.31	.442	3.05	2.81	2.48	2.07	1.51	.93							
9%	3.78	.506	3.53	3.28	2.96	2.55	1.99	1.41	.75						
10	4.08	.546	3.83	3.58	3.26	2.85	2.29	1.71	1.04						
10%	4.61	.616	4.35	4.11	3.79	3.37	2.82	2.23	1.57	.83					
11	4.94	.660	4.68	4.44	4.11	3.70	3.15	2.57	1.90	1.16					
12¼	6.13	.819	5.87	5.63	5.30	4.89	4.33	3.75	3.09	2.34	1.41				
12¾	6.63	.887	6.38	6.14	5.81	5.40	4.84	4.26	3.60	2.85	1.92				
13½	7.44	.994	7.18	6.94	6.61	6.21	5.65	5.06	4.40	3.66	2.72	.80			
15	9.18	1.227	8.93	8.68	8.36	7.95	7.39	6.81	6.15	5.40	4.47	2.55	1.88		
15½	9.81	1.311	9.55	9.31	8.98	8.57	8.01	7.43	6.77	6.02	5.09	3.17	2.50		
17¾	12.93	1.729	12.60	12.36	12.03	11.62	11.07	10.49	9.82	9.07	8.14	6.22	5.56	2.41	
26	27.59	3.689	27.33	27.09	26.76	26.36	25.80	25.22	24.55	23.81	22.87	20.96	20.29	17.08	

When applied as recommended, each 50# package will convert to the following gallonage:

GROUT-WELL	.....31.0 Gal/Bag	ENVIROPLUG GROUT	.....17.0 Gal/Bag
ENVIROPLUG MEDIUM	..... 6.0 Gal/Bag*	ENVIROPLUG NO. 8	..... 6.2 Gal/Bag*
ENVIROPLUG COARSE	..... 6.2 Gal/Bag*	ENVIROPLUG TABLETS	..... 5.0 Gal/Bag*

\*Generally applied dry.

For details on the application of ENVIROPLUG® products, see individual Product Bulletins







**Milan Supply Company** has built its reputation with quality products, competitive prices and dedication to outstanding service. Product lines that encompass Pumps, Well Supplies, Water Treatment, and Monitoring Equipment point to our commitment to the industry. Pump Test and Repair facilities at all locations. Devoted to the water well trade, Milan Supply's \$3,000,000 plus inventory is stocked throughout all of its locations. If you are a drilling contractor, pump installer or monitoring company, contact **Milan Supply Company** for your supply or equipment needs.

## Vendors

Aermotor Pumps  
 Alloy Screens  
 American Granby  
 Amtrol  
 A.O. Smith  
 Baker Manufacturing  
 Baroid  
 Big Foot  
 Bowie Pumps  
 Campbell Manufacturing  
 Centennial Plastics  
 Certainteed  
 Cuno - MaClean  
 Clayton Mark  
 Cresline  
 Flexcon  
 Flint & Walling  
 Franklin Electric  
 Gardner Denver  
 Gefco  
 Goulds Pumps  
 Johnson Screens  
 Kalas  
 King Oil Tools  
 Maass  
 Midwest-Dickens  
 Mills Machine  
 Mission Pumps  
 Moyno Pumps  
 Myers Pumps  
 Northern Pipe Products  
 Paulus  
 Peerless  
 Rampp-Cameron  
 Red Jacket Pumps  
 Ridge Tool Company  
 Simmons  
 Sta-Rite Pumps  
 Tri-State Tubular  
 Twin Disc  
 Varel  
 Wellmaster  
 Wells Inc.  
 Wellmate  
 Wheatland  
 Wyoben

## Stocking Large Diameter PVC & Steel Pipe 6-12"

### Service Capabilities:

*Pump Test and Repair Facilities  
 Custom Threading  
 Application Engineering Selection  
 Scheduled Delivery and Sales Calls*

## Supplies

### Well Supplies & Equipment

Pumps  
 Tanks  
 Screens and Points  
 Pitless Adapters  
 Check Valves  
 Motors & Controls  
 Drive Shoes  
 Electric Cable  
 Hydrants

### Well Drilling Rigs

Smeal Pump Hoist

### Rope, Soap & Dope Repair Parts

Augers  
 Chains and Hooks  
 Drill Bits (New & Retip)  
 Drilling Tools  
 Drilling Mud & Additives  
 Hydraulic Hose & Fittings  
 Manila Rope  
 Mud Pump Parts  
 Nylon Rope  
 Rigid Tools  
 Twin Disc Clutch Parts  
 Wire Rope

### Water Conditioning & Treatment

Water Conditioners  
 Iron Filters  
 Sediment Filers  
 Chlorination Systems  
 Metered Injection Systems  
 Reverse Osmosis Units  
 Salt & Chemicals

### Monitoring Equipment

Pipe, Screens - PVC, Stainless Steel, Teflon  
 Mud, Chemicals, Drilling Additives  
 ChemGrout Grouting Systems  
 Water Level Indicators  
 Augers

### Pipe, Valves, Hose & Fittings

Steel Pipe - Galvanized & Black  
 Malleable Fittings - Galvanized & Black  
 PVC Pipe & Fittings  
 Poly Pipe & Fittings  
 Rubber & PVC Hose  
 Gate, Ball, Butterfly Valves  
 Make Up Fittings - Steel, Aluminum, Brass  
 Camlock Fittings