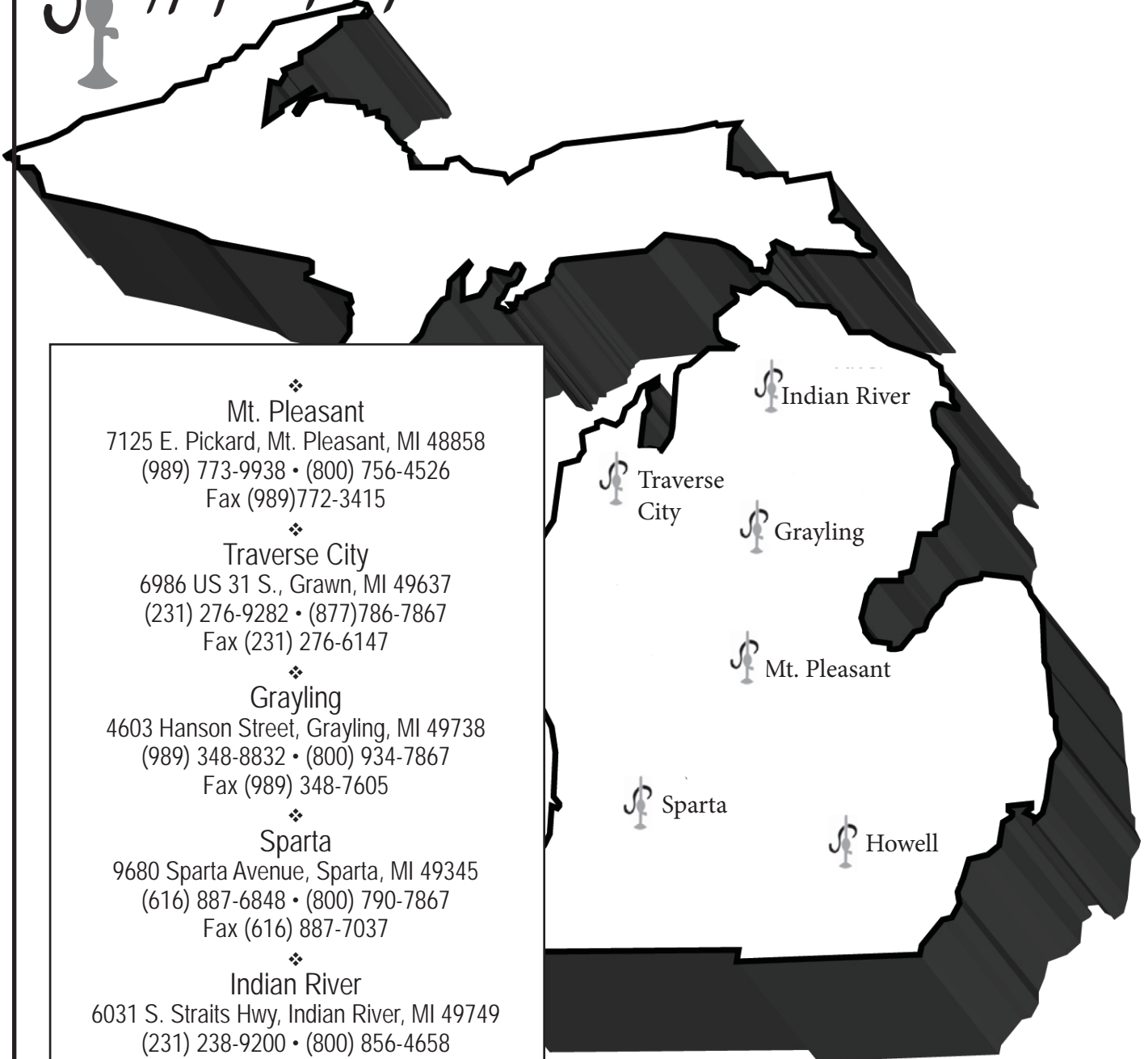


MILAN

Supply Company



❖
Mt. Pleasant

7125 E. Pickard, Mt. Pleasant, MI 48858
(989) 773-9938 • (800) 756-4526
Fax (989)772-3415

❖
Traverse City

6986 US 31 S., Grawn, MI 49637
(231) 276-9282 • (877)786-7867
Fax (231) 276-6147

❖
Grayling

4603 Hanson Street, Grayling, MI 49738
(989) 348-8832 • (800) 934-7867
Fax (989) 348-7605

❖
Sparta

9680 Sparta Avenue, Sparta, MI 49345
(616) 887-6848 • (800) 790-7867
Fax (616) 887-7037

❖
Indian River

6031 S. Straits Hwy, Indian River, MI 49749
(231) 238-9200 • (800) 856-4658
Fax (231) 238-9776

❖
Howell

4950 Mason Rd, Suite 101, Howell, MI 48843
(517) 552-1702 • (888) 891-7851
Fax (517) 552-1706

Indian River

Traverse City

Grayling

Mt. Pleasant

Sparta

Howell

Price List

Revised April 1, 2011

" Michigan's Most Diversified Supplier to the Water Well Industry "

Index

<p>Adapters, Steel & Brass 11</p> <p>Air Volume Control..... 4</p> <p>Box Ell (Ball Ell) 5</p> <p>Capacitors 29</p> <p>Check Valves..... 11</p> <p>Clamps 11</p> <p>Constant Pressure</p> <p style="padding-left: 20px;">Cycle Stop Valves..... 25</p> <p style="padding-left: 20px;">Flint & Walling Systems 25</p> <p style="padding-left: 20px;">Goulds Drives & Systems..... 17</p> <p style="padding-left: 20px;">Pentek Drives & Systems 19</p> <p>Control Boxes 28</p> <p>Curb Stops..... 5</p> <p>Drilling Fluids 4</p> <p>Drive Caps & Shoes 4</p> <p>Electrical</p> <p style="padding-left: 20px;">Conduit and Fittings..... 29</p> <p style="padding-left: 20px;">Wire 29</p> <p>Fittings</p> <p style="padding-left: 20px;">Black..... 8</p> <p style="padding-left: 20px;">Brass 8</p> <p style="padding-left: 20px;">Copper..... 10</p> <p style="padding-left: 20px;">Galvanized..... 8</p> <p style="padding-left: 20px;">PVC Schedule 40 10</p> <p style="padding-left: 20px;">Poly..... 11</p> <p style="padding-left: 20px;">Tectite 10</p> <p>Foot Valves..... 11</p> <p>Formation Packers 6</p> <p>Hand Pump..... 5</p> <p>Hose 4</p> <p>Hydrants 5</p> <p>Irrigation, Heads & Acc. 13</p> <p>Jet Pumps</p> <p style="padding-left: 20px;">Aermotor 27</p> <p style="padding-left: 20px;">Flint & Walling..... 26</p> <p style="padding-left: 20px;">Goulds 26</p> <p style="padding-left: 20px;">Myers 26</p> <p style="padding-left: 20px;">Sta-Rite..... 27</p> <p>K-Packers 6</p> <p>Leathers..... 4</p> <p>Lemco Seals..... 4</p> <p>Motor Data..... 30</p> <p>Motors, Jet (A.O. Smith) 28</p> <p>Motors, Sub 28</p> <p>Nipples</p> <p style="padding-left: 20px;">Black..... 9</p> <p style="padding-left: 20px;">Brass 9</p> <p style="padding-left: 20px;">Galvanized..... 9</p> <p>Nu Well 4</p> <p>Pipe</p> <p style="padding-left: 20px;">Galvanized..... 10</p> <p style="padding-left: 20px;">Black..... 10</p>	<p>Pipe</p> <p style="padding-left: 20px;">Poly..... 10</p> <p style="padding-left: 20px;">Geo Poly..... 10</p> <p style="padding-left: 20px;">PVC 10</p> <p>Pitless Adapters, Baker 5</p> <p>Pitless Adapters, Paulus..... 5</p> <p>Pitless Adapters, Wells 5</p> <p>Pressure Gauges..... 4</p> <p>Pressure Switches..... 5</p> <p>Rod Couplings 4</p> <p>Sand Pack 7</p> <p>Screens</p> <p style="padding-left: 20px;">Sandblocker..... 6</p> <p style="padding-left: 20px;">Stainless Steel..... 6</p> <p style="padding-left: 20px;">PVC-WOP..... 6</p> <p style="padding-left: 20px;">PVC Saw Cut..... 6</p> <p style="padding-left: 20px;">Drive Screens 6</p> <p style="padding-left: 20px;">Flush Screens..... 6</p> <p>Seal Cross 5</p> <p>Shaft Seals 28</p> <p>Steel Couplings 8</p> <p>Submersible Pumps</p> <p style="padding-left: 20px;">Aermotor 21</p> <p style="padding-left: 20px;">Goulds 16</p> <p style="padding-left: 20px;">Grundfos..... 23</p> <p style="padding-left: 20px;">Flint & Walling..... 24</p> <p style="padding-left: 20px;">Myers..... 18</p> <p style="padding-left: 20px;">Red Jacket..... 22</p> <p style="padding-left: 20px;">Sta-Rite..... 20</p> <p>Tank Tees 13</p> <p>Tanks</p> <p style="padding-left: 20px;">Amtrol 15</p> <p style="padding-left: 20px;">Goulds 14</p> <p style="padding-left: 20px;">Galvanized..... 13</p> <p style="padding-left: 20px;">ProSource..... 15</p> <p style="padding-left: 20px;">Wellmate..... 14</p> <p>Tool Couplings 4</p> <p>Torque Arrestors 4</p> <p>Valves 11</p> <p>Venturi Adapters 11</p> <p>Water Conditioning</p> <p style="padding-left: 20px;">Peerless..... 12</p> <p style="padding-left: 20px;">Salt & Salt Substitute..... 12</p> <p style="padding-left: 20px;">Regeneration Additives 12</p> <p>Water Filtration 12</p> <p>Well Seals..... 4</p> <p>Application Charts:</p> <p style="padding-left: 20px;">Friction Loss Chart 6</p> <p style="padding-left: 20px;">Electrical Wire Selection..... 29</p> <p style="padding-left: 20px;">Sand Chart 7</p> <p style="padding-left: 20px;">Hole and Annular Capacity Chart 31</p> <p style="padding-left: 20px;">Screen Capacity Charts..... 7</p>
--	--

These prices are suggested retail prices and should be used as guidelines in billing only.

Prices are subject to change without notice.

Please contact Dean Dubay with suggestions or any omissions/errors in pricing or specifications at (989) 773-9938

AIR VOLUME CONTROLS

AV30 BRADY AVC.....	\$19.50
AV42T BRADY AVC.....	\$27.30
AV45 BRADY AVC	\$20.90
AV100 BRADY AVC	\$23.20

TORQUE ARRESTOR

ARRESTOR TORQUE DLX TRC	\$12.49
-------------------------------	---------

PRESSURE GAUGES

GAUGE 100# 1/4"	\$4.86
GAUGE 100# 1/4" BACK MOUNT	\$4.86
GAUGE 100# 1/8	\$4.65
GAUGE 100# 1/8"BACK MOUNT	\$7.50
GAUGE 100# 1/4" LIQUID FILLED	\$7.15
GAUGE 200# 1/4" LIQUID FILLED	\$13.20
GAUGE COMPOUND	\$16.47

HOSE

3/4" PVC POLY BRAID HOSE	\$ 2.16per/ft.
1" PVC POLY BRAID HOSE	\$ 2.78per/ft.
1 1/4" PVC POLY BRAID HOSE	\$ 3.70per/ft.
1" HOSE 300# GEN PURP	\$ 3.15per/ft.
1-1/4" HOSE 200#GEN PURP	\$ 4.74per/ft.
2" HOSE SUCT. SPIRALITE	\$ 3.75per/ft.

LEMCO SEALS

4 X 1 SEAL LEMCO	\$48.00
4 X 1 1/4 SEAL LEMCO	\$48.50
4 X 2 SEAL LEMCO	\$49.00
5 X 1 SEAL LEMCO	\$58.00
5 X 2 SEAL LEMCO	\$58.50
6 X 1 SEAL LEMCO	\$66.00

DRIVE SHOES

2" DRIVE SHOE - CP	\$38.75
2" DRIVE SHOE - OP	\$42.60
4" DRIVE SHOE	\$63.70
5" DRIVE SHOE	\$90.15

WELL SEALS

2x1	\$37.00
2x1-1/4	\$40.00
3x1, 3x1-1/4	\$27.15
4x1, 4x1-1/4	\$24.80
4x2 SPLIT	\$25.85
5x1 5x1 1/4, 5x2	\$36.75
6x1, 6x2 SPLIT	\$46.05
6x3 SPLIT	\$100.00

DRIVE CAPS

618 1-1/4" DRIVE CAP	\$16.17
618 2" DRIVE CAP	\$27.55

TOOL COUPLINGS

623 1" TOOL COUPLING	\$15.75
----------------------------	---------

ROD COUPLINGS

720 7/16 ROD COUPLING	\$3.00
720 3/8 PIPE X 7/16 ROD COUPLING	\$41.65

DARCOVA LEATHERS

2X1-5/16 DARCOVA LEATHER	\$10.95
4X3 DARCOVA LEATHER	\$48.00

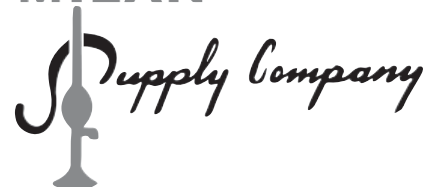
DRILLING FLUIDS / CHEMICALS / GROUT

BAROTHERM GOLD 50 LB BAG	\$19.50
BENSEAL 50 LB BAG	\$16.35
QUICKGEL 50 LB BAG	\$16.25
QUICKGROUT	\$22.50
HOLE PLUG	\$17.60
EZ-SEAL 50 LB BAG	\$21.50
E-Z MUD 1 GAL CAN	\$57.30
E-Z MUD GOLD 10#	\$134.50
AQUAGROUT CATALYST 5 LB	\$35.70

GROUT-WELL 50#	\$22.30
THERM-EX GROUT 50#	\$19.95
TD16 GROUT 50#	\$28.80
WYO-VIS POLYMER 1 GAL	\$56.10
ENVIROPLUG MEDIUM 50# 3/8	\$16.85
ENVIROPLUG NO.8 (50#)	\$16.85
ENVIROPLUG NO.16 (50#)	\$18.25
EXT-HIGH YIELD (50#)	\$16.20
THINZ-IT (GAL)	\$47.90
UNI-DRILL (GAL)	\$68.15

318 MURIATIC ACID GALLON	\$8.70
NUWELL 1/2 GALLON	\$32.00
NU WELL GALLON	\$69.00
NU WELL 70# PELLET DRUM	\$411.00
NU WELL 50# GRANULAR PAIL	\$269.00
UNICID BULLETS 10 LB	\$150.00
UNICID GRANULAR 11 LB	\$118.75
UNICID CATALYST 1 GAL	\$110.00
SODA ASH 50# BAG	\$37.40
CHLOROPAL 1 QT	\$37.00
CHLOROPAL 1 GAL	\$102.50
STERILENE GRANULAR 8.5 LB	\$157.95

MILAN



BAKER

PITLESS ADAPTERS

2X3 SW ADPT	\$639.10
2X4 SW ADPT	\$660.20
2X3 DW ADPT	\$522.70
2X4 DW ADPT	\$543.80
4X4 SUB PIT U.....	\$688.70
5X4 SUB PIT U.....	\$902.80
6X4 SUB PIT U 2" D/D	\$1,024.00
FLOWING WELL ADDER - 4"	\$212.00
FLOWING WELL ADDER - 5"	\$273.90
FLOWING WELL ADDER - 6"	\$327.10
8AWA CONTROL SWITCH	\$126.70

CONDUIT SEAL CROSS

2" 211CSC SEAL CROSS	\$124.80
----------------------------	----------

BOX ELL

2" BALL ELBOW	\$102.60
2.5" BALL ELBOW	\$186.20

HAND PUMP

11HDA PUMP STAND	\$858.20
11HDSA SANITARY PUMP STAND	\$1,070.70
64MP 4" ADAPTER FLANGE.....	\$95.10
65MP 5" ADAPTER FLANGE.....	\$98.40
1/2X21 FIBERGLASS ROD per ft.	\$5.55
NO 2 PITCHER PUMP	\$80.40

WELLS

PITLESS ADAPTERS

AWT4-1	\$193.10
AWT4-1 1/4	\$197.10
AWT4-1 1/4 ATW	\$201.80
AWTR 4-1	\$197.60
AWTR 4X1-1/4	\$201.60
AWC4-1P	\$197.60
AWC5-1P	\$223.75
AWC5-1-1/4P	\$229.75
AWC5-2P	\$307.35
AWC6-1P	\$257.40
AWC6-1-1/4P	\$260.40
AWC6-2	\$330.20
ASC5-1P	\$205.90
ASC5-1-1/4P	\$211.90
ASC5-1-1/4P ATW	\$216.90
ASC6-2	\$309.65
ASCP 5x1 W/PLASTIC CAP	\$191.85
ASCP 5x1-1/4 W/PLASTIC CAP	\$197.85
ASCP 5x2 W/PLASTIC CAP	\$275.45

PAULUS

PITLESS ADAPTERS

5" WTS WATER TIGHT SEAL.....	\$44.60
5X1	\$109.75
5X1-1/4.....	\$109.70

HYDRANTS

SIMMONS

#803 3FT HYDRANT.....	\$169.65
#804 4FT HYDRANT.....	\$183.25
#805 5FT HYDRANT.....	\$198.30
#6804 4FT BURY HYDRANT APPROVED	\$881.44
#6805 5FT BURY HYDRANT APPROVED	\$895.57

WOODFORD HYDRANTS

Y1X3 WOODFORD HYDRANT.....	\$154.95
Y1X4 WOODFORD HYDRANT.....	\$161.45
Y1X5 WOODFORD HYDRANT.....	\$167.95
Y34X3 WOODFORD HYDRANT.....	\$120.80
Y34X4 WOODFORD HYDRANT.....	\$127.30
Y34X5 WOODFORD HYDRANT.....	\$133.80
W34X3 WOODFORD HYDRANT.....	\$105.50
W34X4 WOODFORD HYDRANT.....	\$112.00
W34X5 WOODFORD HYDRANT.....	\$118.50

WINTREX CURB STOPS

(COTTAGE DRAIN)

3' BURY CURB STOP - BRASS INSERT	\$256.50
4' BURY CURB STOP - BRASS INSERT	\$269.25
5' BURY CURB STOP - BRASS INSERT	\$278.15

PRESSURE SWITCHES

(20/40 - 30/50 - 40/60)

FSG2 SQUARE-D	\$30.95
FSG2 M1 SQUARE-D MANUAL CUTOFF LEVER...	\$50.95
FSG2 M4 SQUARE-D LOW PRESSURE CUTOFF..	\$48.85
GSG2 SQUARE-D HEAVY DUTY.....	\$77.95
69ES1Z FURNAS	\$24.60
PS4060 AMERICAN GRANBY.....	\$14.50



SCREENS - SAW CUT

1-1/4X4	PVC SCREEN MT X PT	\$29.15
1-1/4X5	PVC SCREEN MT X PT	\$34.50
1-1/4X6	PVC SCREEN MT X PT	\$40.00
2X6	PVC SCREEN MT X PT	\$38.15
2X10	PVC SCREEN PE X PE	\$48.35
3X5	PVC SCREEN MT X PT	\$62.50
3X7	PVC SCREEN MT X PT	\$76.75
3X10	PVC SCREEN MT X PT	\$106.00
3X20	PVC SCREEN MT X PT	\$205.15
3X20	PVC SCREEN PE X PE	\$174.15
4X20	PVC SCREEN MT X PT	\$260.00
5X20	PVC SCREEN S X S	\$326.00
5X20	PVC SCREEN SDR17BE	\$408.00

SCREENS - STAINLESS STEEL

836	1-1/4X36 SS POINT	\$197.40
848	1-1/4X48 SS POINT	\$237.00
860	1-1/4X60 SS POINT	\$276.15
896	1-1/4X96 SS POINT	\$405.70
936	2X36 SS POINT	\$234.80
948	2X48 SS POINT	\$281.65
960	2X60 SS POINT	\$328.55
4X4	SS SCREEN	\$345.55
4X5	SS SCREEN	\$408.60
4X6	SS SCREEN	\$470.75
5X4	SS SCREEN	\$432.75
5X5	SS SCREEN	\$493.75
5X10	SS SCREEN	\$802.45
6X10	SS SCREEN	\$1,004.40

SCREENS - WOP

1-1/4 X 6+2	WOP MPT/PT	\$98.25
3 X 5+2	WOP MT/PLUG	\$152.60
3 X 6+2	WOP MT/PLUG	\$187.50
3 X 8+2	WOP MT/PLUG	\$239.25
4 X 5+2	WOP MT/PLUG	\$198.75
4 X 6+2	WOP MT/PLUG	\$250.75
4 X 8+2	WOP MT/PLUG	\$284.75
5 X 5	WOP BE/PLUG	\$272.95

SANDBLOCKER SCREENS

2" X 4' MXPT	\$455.25
4" X 3' FXF EXTENSION	\$554.40
4" X 4' FXF EXTENSION	\$629.00

DRIVE SCREENS

SS98	1.25X36X30 SS DR. PT	\$79.90
SS102	1.25X48X42 SS DR. PT	\$95.95
SS168	2X36X30 SS DR. PT	\$122.55

FORMATION PACKERS

3" X 6"	\$16.00
5" X 8"	\$20.00
5" X 9"	\$20.00
6" X 10"	\$28.25

FLUSH SCREENS

SS129	1.25X48X42 SS FL. PT	\$149.00
-------	----------------------	----------

K- PACKER

2X1-1/4	K-PACKER	\$17.20
3X1-1/4	K-PACKER	\$18.40
3X2	K-PACKER	\$22.00
4X1	K-PACKER	\$27.00
4X1-1/4	K-PACKER	\$22.40
4X2	K-PACKER	\$23.45
4X3	K-PACKER	\$39.75
5X2	K-PACKER	\$33.50
5X3	K-PACK 2RING SDR17	\$46.75
5X3	K-PACKER	\$47.75
5X4	K-PACKER	\$54.90
6X3	K-PACKER	\$68.75
6X4	K-PACKER	\$55.40
6X5	K-PACKER	\$79.30
8X6	K-PACKER	\$178.00

Friction Loss Chart (Abbreviated)
Friction Loss in Feet per 100' of Pipe

GPM	3/4"	1"	1.25"	1.5"	2"
2	.12				
5	.63	1.9			
10	2.6	6.9	1.8	1	
15	4.7	14.6	3.8	1.7	
20	8.7	25	6.4	3	1
25		38.4	9.7	4.5	1.3
30			13.6	6.3	1.8
35			18.2	8.4	2.4
GPM	1.5"	2"	2.5"	3"	4"
40	10.1	3.1	1.3		
50	16.5	4.7	1.9	1	
60	23.5	6.6	2.7	1	
70		8.8	3.7	1.2	
80		11.4	4.7	1.6	
90		14.3	5.8	2	1
100			7.1	2.4	1

Gravel Pack & Charts

SAND PACK

FLAT ROCK

SAND #2.....50# PLASTIC	\$13.45
SAND 10/20.....50# PLASTIC	\$16.00
SAND 12/40.....50# PLASTIC	\$19.00
SAND 4SB.....50# PLASTIC	\$13.45

K & E

SAND #4.0.....50# PLASTIC	\$12.65
SAND #00N.....50# PLASTIC	\$12.40
SAND #0.....50# PLASTIC	\$10.80
SAND #1.....50# PLASTIC	\$10.80
SAND #2.....50# PLASTIC	\$10.80
SAND #3.....50# PLASTIC	\$10.80

Water Well Applications Sand Pack Guidelines

Milan Application Chart

Native Sand	Sand Pack	Screen Size
4-7 Slot.....	#2 (FLAT ROCK) - #4.0.....	10 Slot
5-10.....	12/40 - #.00N	15 Slot
7-13.....	#0.....	20 Slot
9-20.....	10/20 - #1	25 Slot
13-25.....	4SB - #2 (K&E)	40 Slot

Water Well Sizes & Capacities Gravel Pack

50# bag = 3.75 gal. or .5 cu. ft.

Depth (Ft.)	(Casing x Hole Size)				
	2 x 6	4 x 8	5 x 8	5 x 9	6 x 10
	1.34 g/f	1.79 g/f	1.38 g/f	2.07 g/f	2.29 g/f
	Bags per Well Depth (Theoretical)				
5	1.79	2.39	1.84	2.76	3.05
10	3.57	4.77	3.68	5.52	6.11
15	5.36	7.16	5.52	8.28	9.16
20	7.15	9.55	7.36	11.04	12.21
25	8.93	11.93	9.20	13.80	15.27

Transport 2 x Amount for Application Safety Factor

Screen Capacity Charts

Stainless Steel Well Screens - Telescope Size

Slot Sizes (Figures in GPM)

Size	Pipe Size	Screen O.D. Size	8	10	12	15	18	20	25	30
4"	3"NPT	3.75"	5.3	6.2	7.5	9.0	10.3	11.0	13.1	14.6
5"	4"NPT	4.75"	6.7	8.1	9.5	11.3	12.9	14.0	16.6	18.6
6"	5"NPT	5.625"	7.8	9.3	11.0	13.3	15.0	16.4	19.5	22.0
8"	6"NPT	7.5"	7.2	8.7	10.2	12.4	14.3	15.8	18.9	22.0
10"	7"NPT	9.5"	9.2	11.2	13.0	15.9	18.4	20.0	24.2	

PVC WOP Screens

Slot Sizes (Figures in GPM)

Size	Pipe Size	Screen O.D. Size	8	10	12	15	18	20	25	30
1.25"	1.25"	1.66"	1.2	1.5	1.8	2.3	2.6	2.8	3.4	4.0
2"	2"	2.375"	1.7	2.1	2.5	3.1	3.6	3.9	4.9	5.5
3"	3"	3.5"	2.5	3.0	3.6	4.3	5.1	5.7	6.8	8.0
4"	4"	4.5"	3.1	3.7	4.6	5.6	6.6	7.2	8.7	10.0
5"	5"	5.563"	3.7	4.13	5.6	6.8	8.1	8.9	10.7	12.5
6"	6"	6.625"	4.5	4.7	6.6	8.1	9.6	10.4	12.8	14.6

PVC Saw Cut

Slot Sizes (Figures in GPM)

Size	Pipe Size	Screen O.D. Size	8	10	12	15	18	20	25	30
1.25"	1.25"	1.66"	.5	.7	.8	1.0	1.2	1.3	1.6	1.7
2"	2"	2.375"	.9	1.2	1.4	1.7	2.0	2.2	2.7	3.0
3"	3"	3.5"	1.4	1.7	2.1	2.6	3.0	3.3	4.1	4.5
4"	4"	4.5"	1.4	1.7	2.1	2.6	3.0	3.3	4.1	4.5
5"	5"	5.563"		2.3	2.8	3.4	4.0	4.5	5.5	6.0
6"	6"	6.625"		2.3	2.8	3.4	4.0	4.5	5.5	6.0

Galvanized Fittings

	1/8"	1/4"	3/8"	1/2"	3/4"	1"	1 1/4"	1 1/2"	2"	2 1/2"	3"	4"
*Standard Bushing		\$1.72	1.72	2.70	5.73	7.90	9.44	11.82	12.93	22.95	27.94	56.77
Cap				3.56	4.19	5.30	7.27	9.17	15.27		50.04	102.24
Cross				14.90	20.30	26.40	39.70		85.07			
90 Ell	5.04	4.62		3.13	3.66	6.84	10.66	14.15	23.00		97.47	172.04
90 Street Ell	6.58	6.36		6.42	6.52	8.70	13.78		29.84			
45 Ell				4.72	6.79	7.69	14.21	16.70	23.85			
*Reducing Tee					9.12	13.31	20.52		42.25			
Plug	.45	.60	.67	.95	1.20	4.40	7.85	10.66	12.09		33.45	64.88
*Reducer Coupling		2.41	6.09	5.16	6.00	8.43	11.58	14.84	21.24	57.48	71.64	155.22
Tee	7.05	6.05		4.03	6.47	10.23	16.28	19.46	33.34		107.49	244.02
Street Tee					13.73	21.68						
150# Union				13.57	15.37	18.24	28.94	34.56	40.97		199.34	508.17
*Flush Bushing							18.29					

Black Fittings

	1/4"	1/2"	3/4"	1"	1 1/4"	1 1/2"	2"	3"	4"	5"	6"	
*Standard Bushing	\$1.28	2.01	2.49	3.61	4.75	6.31	7.31	13.94	33.18	65.67		
Cap		2.25	3.24	3.77	4.99		9.92	31.12				
90 Ell	3.08	2.34	2.87	4.62	7.58	10.45	18.61	58.36				
45 Ell		3.56						73.46				
90 Street Ell	4.46	4.40	4.51	6.36		12.72	20.62					
Plug		1.65	2.10	2.28	3.66	4.99	5.83	15.22	34.56	60.11	80.25	
Tee	4.93	3.18	4.56	7.74	12.67	15.22	26.77	82.15	205.70			
*Reducing Tee			8.17	8.91	14.21							
150# Union		10.50	12.09	15.06	21.73	27.25	29.84					
*Tank Bushing					10.50		16.25	27.10				

Brass Fittings

	1/8"	1/4"	3/8"	1/2"	3/4"	1"	1 1/4"	1 1/2"	2"
*Standard Bushing				\$2.25	2.75	3.80	6.15	8.55	11.60
90 Ell		3.15		3.30	4.30	6.70	10.80		26.75
90 Street Ell		5.00	4.30	4.30	6.00	9.25	16.90		
Plug	1.75	1.75	1.85	2.30	2.75	4.30	5.95		
Tee		3.65		3.80	5.40	9.25	15.85		32.20
*Reducing Coupling						8.00	15.50		
150# Union					11.50	15.70	22.70		51.65
Coupling					4.20	5.75	11.85		29.40

* The price reflected in the column is the price of the bushing or reducer for the size to its left I.E. 1/4" x 1/8". Others sizes are available.

Steel Couplings

	1/8"	1/4"	3/8"	1/2"	3/4"	1"	1 1/4"	1 1/2"	2"	2 1/2"	3"	4"	6"
Std Galv	\$1.10	1.55	1.70	2.20	2.80	3.65	5.30	5.70	9.35		18.75		
Std Black		1.50	1.90	1.98	2.25	3.60	4.40	5.85	7.55	22.45	30.50	62.00	91.30
Black R&D												61.50	
Galv R&D							14.39		27.72			64.35	
Thinwall							4.95				37.00		
Thinwall TF							7.60						
Tool Cplng						15.75							

Galvanized Nipples

	CL	2"	3"	4"	5"	6"	8"	10"	12"	18"	24"	36"	48"
1/8"	\$2.60	2.95		4.50		8.60							
1/4"	2.25	2.25	3.10	3.85	5.30	5.85	8.85		13.95				
3/8"	2.50	2.70	3.90										
1/2"	2.00	2.45	2.60	3.25	3.55	4.20	7.30						
3/4"	2.55	2.85	3.00	3.85	4.55	5.30	9.30	10.40	11.70				
1"	3.50	3.75	4.10	5.50	6.15	6.95	11.50	13.35	15.50	23.15	31.10	36.05	47.85
1 1/4"	4.75	4.85	5.60	6.65	7.60	8.75	14.30	16.90	19.70		45.35		
1 1/2"	5.45	5.45	7.00	8.35	9.00	10.60							
2"	7.65		8.80	10.60	12.60	14.60	23.80	27.85	31.85				
3"	13.50		15.38	18.03		22.22	29.92		38.39	52.88	69.75	103.39	
4"	20.24			24.16		30.00			47.20	74.76			
5"	134.80					164.58				452.25			
6"	39.45												

Black Nipples

	CL	2"	3"	4"	5"	6"	8"	12"	18"	24"	36"
1/2"	\$1.75	1.75	2.05	2.50	2.85	3.25					
3/4"	2.00	2.10	2.45	3.00	3.80	4.35					
1"	2.85	3.20	3.35	4.15	4.90	5.70					
1 1/4"	3.65		4.45	5.20		7.40					
1 1/2"	4.55		5.45			7.60		18.45			
2"	6.20					11.60	19.45	25.15			
3"	12.93					19.99		33.58	44.44	57.80	86.90
4"	17.88			20.69				39.85	62.84	83.02	

Brass Nipples

	CL	2"	3"	4"	5"	6"	8"	9"
1/4"	\$1.56	2.07	2.63	3.36	3.93	4.83		
1/2"	2.54	3.50	4.78	5.32	6.40	6.83		
3/4"	3.14	4.05	5.32	7.26	8.77	10.64		
1"	4.65	5.69	7.56	9.73	13.00	14.33	21.59	24.13
1 1/4"	7.02	8.28	10.88	14.39	17.00	20.56		
2"	14.52		17.05	23.22	27.57	32.90		



Pipe

	1/4"	3/8"	1/2"	3/4"	1"	1 1/4"	1 1/2"	2"	2 1/2"	3"	4"
Steel											
Std Galv T&C (WHEATLAND)	9.97		6.83	8.90	9.79	12.74	19.59		36.18	22.67	
Galv R&D T&C (IMPORT)								12.00		30.13	26.34
Std Black T&C (WHEATLAND)		6.94	5.28	6.64	7.89	10.26	12.23	16.39	26.01		
Black R&D T&C (IMPORT)											20.00

	5"	6"	6 1/4"	6.9"	8"	10"	12"
PVC Well Casing							
SDR17 BELL END		7.56		15.85			
SDR17 CERTALOCK		10.90			14.92		
SDR21 BELL END		5.34	9.55	13.56		13.02	18.15
SDR21 CERTALOCK		8.50					
SCH40 BELL END			12.34			11.37	21.1
							30.59

	1/2"	3/4"	1"	1 1/4"	1 1/2"	2"	3"	4"
PVC Pipe								
SDR21 Belled End 200#	.38	.38	.46	.78	.94	1.55	2.89	5.12
SCH40 Belled End		.67	1.10	1.22	1.25	1.72	3.99	5.41
SCH80 Plain End			1.40	2.49	1.68	2.63	5.25	

PVC Drop Pipe	1"	1 1/4"	2"	3"	4"
SCH80 PVC MT X MT	1.99	2.64	2.72		
SCH80 PVC MT/CPLING	2.08	2.76			
SCH80 PVC KWIK SET	1.74				
SCH80 CERTALOCK			5.30	10.33	14.32

Poly Pipe	3/4"	1"	1 1/4"	1 1/2"	2"
100# Plastic PE	.28	.41	.70	.95	1.62
160# Plastic PE	.60	.98	1.50	2.38	3.60
160# Plastic SP		1.45	2.25		
160# Blue		1.10	1.54		
SDR11 Geo Pipe	.37		.88		
310' Geo Earth Loop	129.85				
410' Geo Earth Loop	162.20				

PVC Fittings

	1/2"	3/4"	1"	1 1/4"	1 1/2"	2"	2 1/2"	3"	4"	5"	6"	8"
Male Adapter	.75	.82	1.48	1.76	2.39	2.95		13.61	17.35	20.41	32.27	
Female Adpt	.69	1.16	1.34	2.09	2.39	3.24		11.00	18.20	33.57	47.69	89.95
Coupling SXS		.74	1.30	1.76	1.91	2.95	6.52	10.15	14.69	24.04	33.11	61.86
Ell 90 SXS	.61	.94	1.65	2.95	3.12	4.93	14.96	17.93	32.04	58.97	72.58	
Tee SXSXS	.76	1.16	2.15	3.45	4.19	6.06	18.66	26.25	47.23	81.83	114.04	
Bushing SXS		.88	1.59	2.09	2.21	3.62	5.89	8.67	19.39	19.45	34.31	119.60
Bushing SXFT		1.34	2.15	3.34	3.91	5.22		8.25	19.39	26.94	50.64	

Copper Fittings

Sweat

	1/2"	3/4"	1"	1 1/4"	2"
Male Adapter	2.33	3.90	10.07	14.92	29.00
Female Adpt	3.69	5.06	11.70	17.14	
Coupling	.85	1.70	3.41	5.98	
Ell 45	2.03	3.57	8.96	12.12	
Ell 90	1.11	2.49	6.11	9.24	26.27
Ell Street 90	1.70	3.59			
Tee	1.90	4.57	14.14	19.32	
Reducing Tee		5.07	14.18	20.87	
Union	7.86	9.92	17.56		

Tectite

	1/2"	3/4"	1"
Male Adapter	5.90	6.65	14.50
Female Adpt	6.00	6.83	14.00
Coupling	8.10	9.15	18.80
Reducing Coupling		8.75	
Ell 90	8.40	10.20	19.40
End Stop	6.75	8.40	20.00
Tee	11.45	13.65	23.05

Insert Fittings and Clamps

	1/2"	3/4"	1"	1 1/4"	1 1/2"	2"
Poly Insert						
Male Adapter		\$.91	1.07	1.65	1.87	3.58
Coupling		1.01	1.07	1.55		3.53
ELL 90° Ins x Ins		2.03	2.24	2.51	2.94	4.17
ELL 90° Ins x FIP		2.03	2.62			
ELL 90° Ins x MIP		2.99	3.79			
Tee Ins x Ins x Ins		1.98	2.56	4.01		
Steel Insert						
Male Adapter	1.66	2.12	2.56	4.82	5.33	6.62
Coupling	2.62	2.90	3.16	4.89	6.90	9.65
8" Venturi Adapter			10.41			
Brass Insert						
Male Adapter		9.28	11.99	22.80	29.95	42.40
X-Long Male Adapter			22.95	33.25		
Coupling		7.40	12.57	22.79	27.38	49.65
8" Venturi Adapter			41.54			
Clamps						
6400 & 6800 Series	1.28	1.31	1.31	1.32	1.65	1.65

Valves

	1/4"	3/8"	1/2"	3/4"	1"	1 1/4"	1 1/2"	2"	3"	4"
Ball Valve - Brass	\$12.25	13.65	11.70	25.70	37.55	64.15	72.40	123.30	465.25	705.90
Ball Valve - PVC					6.85	8.65	14.88	18.98	69.17	94.20
Curb Stop - 6001					141.21					
Curb Stop - 6005				112.32	157.10	279.40				
Foot Valve - 6340				24.77	30.17	31.95	47.45	67.41		
Gas Cock				17.85	38.40					
Gate Valve				24.60	32.40	48.50	55.85	90.10	304.65	566.60
Line Check Valve - 6300				25.40	29.69	37.83	54.10	84.20		
Ductile Iron Check Valve								98.50	364.85	561.80
Relief Valve				70.00	95.00	145.00	279.00	285.00		

Specialty Valves

BREMER

2" CHECK VALVE (479) \$45.85

CHECK VALVE

2" CHECK VALVE (461) \$87.25

PLUNGER

2" 460 PLUNGER \$93.75

RELIEF VALVE

1/2" REFLIEF VALVE \$7.59

3/4" REFLIEF VALVE \$8.75

BOILER DRAIN, SAMPLE VALVE

1/2" BOILER DRAIN \$12.30

3/4" BOILER DRAIN \$12.95

1/2" T532 SAMPLING VALVE \$7.60

3/4" T532 SAMPLING VALVE \$9.10

SNIFTER VALVE

1/8" SNIFTER AIR VALVE (5375) \$2.07

1/4" SNIFTER AIR VALVE (5376) \$2.20

Water Conditioning

PEERLESS

Model	Type	Regeneration	Capacity	
Softener				
30FM	Mechanical - Noryl	Metered	30,000 Grain	\$997.00
30FME	Electronic	Metered	30,000 Grain	\$1,234.00
60FME	Electronic	Metered	60,000 Grain	\$1,726.00
Cabinet Models				
30FMC	Mechanical - Noryl	Metered	30,000 Grain	\$1,125.00
30FMC-E	Electronic	Metered	30,000 Grain	\$1,267.00
Softener / Iron Filter				
30FM-M	Mechanical - Noryl	Metered	30,000 Grain	\$1,136.00
30CME	Electronic	Metered	30,000 Grain	\$1,479.00
45FM-M	Mechanical - Noryl	Metered	45,000 Grain	\$1,258.00
Filters				
10 IFCF-AP	Chemical Free Iron	Time Clock	30,000 Grain	\$1,809.00
8HSR	Hydrogen Sulfide	Time Clock		\$1,708.00
10TF	Tanin Filter	Metered	30,000 Grain	\$1,503.00
Reverse Osmosis				
TFC25ANG	Microline RO		10-12 GPD	\$420.30
M25RP	3 Filter Replacement Pack			\$45.89

Salt & Salt Substitute	Package	
Mini-Cube Salt	50# Bag	\$15.40
K-Life Potassium Chloride	40# Bag	\$45.60
Regeneration Additives		
MPH Adder	3-1/2# Bottle	\$14.88
Potassium Permanganate	5# Bottle	\$49.00
Pro-Rust Out	24oz. Bottle	\$7.07
Pro-Rust Out	5# Bottle	\$23.30

Water Filtration

In-Line Filters	GPM	Mesh/Micron	
Rusco 1" Spin Down™ Filter	1-25	100-140 Mesh	\$61.75
Rusco 1-1/2" Spin Down™ Filter	10-50	100-140 Mesh	\$83.25
Rusco 1-1/2" Spin Down™ Filter	10-50	250 Mesh	\$87.15
Rusco 2" Spin Down Filter™ Filter	18-100	100-140 Mesh	\$135.20
Rusco 2" Spin Down Filter™ Filter	18-100	250 Mesh	\$139.65
3/4" Filter Housing Kit - Less Filter			\$74.25
Sediment String Wound Filter Cartridge	5	20 Micron	\$3.65
Carbon Activated Filter Cartridge	2	10 Micron	\$20.40

Irrigation

Sprinkler Heads

RPS75 Rotor.....		\$29.35
Pro-S Pop-Up Spray 4"		\$5.19
Pro-S Pop-Up Spray 12"		\$25.46

Solenoid Valves

1" NPT Pro Series 24v.....	\$34.64
----------------------------	---------

Controllers

RPS46 Residential 4 Station.....	\$108.75
RPS46 Residential 6 Station.....	\$111.75
RPS469 Residential & Light Commercial 6 Station.....	\$242.32
RPS469 Residential & Light Commercial 9 Station.....	\$267.68

Installation Acc.

7" Valve Box.....	\$7.40
10" Valve Box.....	\$24.35
12x17" Valve Box.....	\$54.38
1" Febco Vacuum Breaker	\$243.82
#18-5 Conductor Control Wire.....	\$.28 ft
#18-7 Conductor Control Wire.....	\$.39 ft
#18-9 Conductor Control Wire.....	\$.50 ft
#18-13 Conductor Control Wire.....	\$.66 ft

Tanks & Tank Acc.

Tank Tee's

1" GALVANIZED TEE	\$14.15
1.25" GALVANIZED TEE	\$14.53
1" COMPACT BRASS TM100BS	\$11.00
770 SERIES BRASS 1" RISING	\$104.10
780 SERIES BRASS 1" RISING	\$136.65
1" BRASS SHORT PATTERN	\$18.10
1.25" BRASS SHORT PATTERN	\$22.85
1" PVC TANK TEE PACKAGE	\$86.75
1" SWEAT TANK TEE	\$33.35
1.25" SWEAT TANK TEE	\$37.75
1" CONSTANT PRESSURE MANIFOLD TEE	\$78.80
CONSTANT PRESSURE MANIFOLD BRACKET	\$43.75

Galvanized Tanks

V42GT 16 X 51	\$368.00
V42GS 20 X 33.6.....	\$399.00
V82G 20 X 63.....	\$636.00
V120G 24 X 64.5.....	\$834.00

Tanks

Well Mate	Total Volume Gallons	Drawdown 30/50 Setting	Drawdown 40/60 Setting	List Price
WM-4QC	14.5	4.4	3.8	\$347.00
WM-6QC	19.8	5.9	5.2	371.00
WM-6LPQC	19.3	5.8	5.0	405.00
WM-9QC	29.5	8.9	7.7	581.00
WM-10LPQC	34.5	10.4	9.0	663.00
WM-12QC	40.3	12.1	10.5	741.00
WM-14WBQC	47.1	14.1	12.3	753.00
WM-20WBQC	60.0	18.0	15.6	886.00
WM-23QC	79.6	23.8	20.7	951.00
WM-25WBQC	86.7	26.0	22.5	1,031.00
WM-35WBQC	119.7	35.9	31.1	1,515.00

Goulds	Total Volume Gallons	Drawdown 30/50 Setting	Drawdown 40/60 Setting	List Price
V6P	2.0	0.6	0.5	102.00
V15P	4.5	1.4	1.2	133.00
V25P	8.2	2.6	2.2	215.00
V25H	8.2	2.6	2.2	287.00
V45	13.9	4.3	3.7	307.00
V45H	13.9	4.3	3.7	334.00
V60	19.9	6.1	5.3	387.00
V60H	19.9	6.1	5.3	345.00
V60B	19.9	6.1	5.3	459.00
V80EX	25.9	7.7	6.7	491.00
V100	31.8	9.9	8.6	594.00
V100S	31.8	9.9	8.6	623.00
V140	45.2	13.9	12.1	718.00
V140B	45.2	13.9	12.1	861.00
V200	65.1	20.0	17.4	807.00
V200B	65.1	20.0	17.4	1,016.00
V250	83.5	25.9	22.5	982.00
V260	84.9	26.2	22.8	1,024.00
V350	115.9	35.9	31.3	1,496.00
T15P	4.5	1.4	1.2	123.00
T25P	8.2	2.6	2.2	198.00
T45	13.9	4.3	3.7	275.00
T60	19.9	6.1	5.3	350.00
T80	25.9	7.7	6.7	440.00
T100	31.8	9.9	8.6	552.00
T140	45.2	13.9	12.1	660.00
T200	65.1	20.0	17.4	765.00
T250	83.5	25.9	22.5	891.00
T260	84.9	26.2	22.8	982.00
T350	115.9	35.9	31.3	1,360.00

Tanks

Amtrol	Total Volume Gallons	Drawdown 30/50 Setting	Drawdown 40/60 Setting	List Price
WX101	2.0	0.6	0.6	\$83.40
WX102	4.4	1.4	1.3	114.00
WX102PS	4.4	1.4	1.3	172.00
WX103	8.6	2.6	2.2	185.00
WX105PS	5.3	1.8	1.6	226.00
WX200PS	14.0	4.8	4.1	394.00
WX201	14.0	4.8	4.1	268.00
WX202	20.0	6.2	5.9	330.00
WX202PA	20.0	6.2	5.9	353.00
WX202H	20.0	6.2	5.9	349.00
WX202UG	20.0	6.2	5.9	490.00
WX202XL	26.0	8.8	7.6	349.00
WX203	32.0	9.9	9.4	564.00
WX203PA	32.0	9.9	9.4	606.00
WX205	34.0	10.5	10.0	618.00
WX205PA	34.0	10.5	10.0	662.00
WX250	44.0	13.6	13.0	714.00
WX250PA	44.0	13.6	13.0	767.00
WX250UG	44.0	13.6	13.0	953.00
WX251	62.0	19.2	18.3	844.00
WX251PA	62.0	19.2	18.3	905.00
WX251UG	62.0	19.2	18.3	1,133.00
WX255	81.0	27.5	23.9	907.00
WX252	86.0	26.7	25.4	1,087.00
WX302	86.0	26.7	25.4	1,003.00
WX302PA	86.0	26.7	25.4	1,071.00
WX350	119.0	36.9	35.1	1,428.00
WX350PA	119.0	36.9	35.1	1,526.00

ProSource	Total Volume Gallons	Drawdown 30/50 Setting	Drawdown 40/60 Setting	List Price
PSC-20-6	20.0	5.9	5.2	\$359.00
PSC-30-9	30.0	9.1	7.9	561.00
PSC-35-10	35.0	10.3	9.0	588.00
PSC-40-12	40.0	11.8	10.3	716.00
PSC-48-14	48.0	14.2	12.4	727.00
PSC-60-20	60.0	17.7	15.5	856.00
PSC-80-23	80.0	24.6	21.3	919.00
PSC-85-25	85.0	25.1	21.9	996.00
PSC-119-35	119.0	35.1	30.7	1,463.00
PS19T-T02	19.0	5.8	5.0	228.00

Goolds GS

Model	hp	gpm	stg.	2 Wire	3 Wire w/o CB*
7GS05	1/2	7	10	\$839.00	782.00
7GS10	1	7	17	1,200.00	1,110.00
10GS05	1/2	10	7	739.00	681.00
10GS07	3/4	10	10	970.00	895.00
10GS10	1	10	12	1,108.00	1,016.00
10GS15	1-1/2	10	17	1,401.00	1,270.00
13GS07	3/4	13	7	991.00	916.00
13GS10	1	13	10	1,107.00	1,016.00
13GS15	1-1/2	13	12	1,367.00	1,236.00
18GS07	3/4	18	6	977.00	902.00
18GS10	1	18	8	1,088.00	996.00
18GS15	1-1/2	18	11	1,341.00	1,210.00
25GS10	1	25	7	1,071.00	981.00
25GS15	1-1/2	25	9	1,324.00	1,194.00

Model	hp	gpm	3 Wire w/o CB*
33GS15	1-1/2	33	\$1,353.00
33GS20	2	33	1,493.00
33GS30	3	33	2,030.00
33GS50	5	33	3,044.00
40GS20	2	40	1,499.00
40GS30	3	40	2,012.00
40GS50	5	40	3,074.00
55GS30	3	55	1,986.00
55GS50	5	55	2,943.00
60GS30	3	60	1,986.00
60GS50	5	60	2,943.00
80GS30	3	80	2,003.00
80GS50	5	80	3,084.00
80GS75*	7-1/2	80	4,147.00

Single phase prices without Control Box. 3PH available.
*7-1/2 hp available in 3PH ONLY.

Note: All prices are single phase only.

Goolds Lowara LS

Model	hp	gpm	stg.	2 Wire	3 Wire w/o CB*
7LS05	1/2	7	10	\$683.00	626.00
7LS07	3/4	7	13	854.00	780.00
7LS10	1	7	17	978.00	886.00
10LS05	1/2	10	7	643.00	584.00
10LS07	3/4	10	10	751.00	676.00
10LS10	1	10	12	847.00	756.00
10LS15	1-1/2	10	17	1,223.00	1,092.00
18LS07	3/4	18	6	771.00	697.00
18LS10	1	18	8	885.00	794.00
18LS15	1-1/2	18	11	1,177.00	1,047.00

Goolds Bruiser

Model	hp	gpm	stg.	2 Wire	3 Wire w/o CB*
7SB05	1/2	7	10	\$610.00	552.00
7SB07	3/4	7	13	779.00	704.00
7SB10	1	7	17	901.00	809.00
10SB05	1/2	10	7	544.00	487.00
10SB07	3/4	10	10	676.00	602.00
10SB10	1	10	12	784.00	693.00
10SB15	1-1/2	10	17	1,128.00	997.00
18SB07	3/4	18	6	704.00	629.00
18SB10	1	18	8	787.00	696.00
18SB15	1-1/2	18	11	1,088.00	958.00

* Please see page 15 for chart information

*ORDER CONTROL BOX SEPARATELY

	Pressure				Depth (in Ft.)											
	PSI	20	40	60	80	100	125	150	175	200	225	250	275	300	350	400
7 GPM																
7-05	30/50				9.2	8.6	7.9	7.1	5.2							
7-07	30/50							9.1	8.4	7.9	7.3	5.9	4.7			
7-10	30/50									9.6	9.2	8.8	8.2	7.8	7.1	5.7
10 GPM																
10-05	30/50	13.7	12.5	11.1	9.6	7.7										
10-07	30/50		14.9	14.1	13.4	12.5	11.4	10.2	8.2	6.6						
10-10	30/50			15.1	14.4	13.9	13.1	12.1	10.9	10.0	9.0					
10-15	30/50				15.4	15	14.4	13.7	13.3	12.6	12.0	11.3	10.7	9.1	7.3	
13 GPM																
13-05	30/50	13.3	9.4													
13-07	30/50		17.5	16.0	14.3	12.0										
13-10	30/50			18.2	17.3	16.1	14.8	12.6	9.9	7.5						
13-15	30/50				18.6	17.8	16.9	15.4	13.8	12.6	11.2	8.6				
13-20	30/50							19.1	18.4	17.8	16.5	15.5	14.4	13.5	11.2	
18 GPM																
18-07	30/50	22.6	19.5	15.8												
18-10	30/50	26.0	24.2	22.2	20.0	17.7	14.9	10.3								
18-15	30/50			26.5	25.0	23.8	22.3	19.8	17.3	15.5	13.0	8.5				
18-20	30/50					26.5	25.3	23.7	22.2	21.1	19.7	18.2	15.5	13.4		
25 GPM																
25-10	30/50	29.4	27.0	23.9	19.6											
25-15	30/50		30.7	28.9	26.8	24.7	22.0									
25-20	30/50			31.3	29.6	28.5	26.8	24.5	22.0	19.0						

ProPak Kits

Model	HP	Operating Range	
10GP0715	1-1/2	30-80 Hz	\$1,950.00
18GP0715	1-1/2	30-80 Hz	1,950.00
10GP1020	2	30-80 Hz	2,106.00
18GP1020	2	30-80 Hz	2,106.00
25GP1020	2	30-80 Hz	2,106.00
18GP1530	3	30-80 Hz	3,172.00
25GP1530	3	30-80 Hz	3,172.00
33GP1530	3	30-80 Hz	3,172.00
18GP3050	5	30-80 Hz	4,550.00
33GP3050	5	30-80 Hz	4,550.00
10GP1515	1-1/2	30-60 Hz	\$2,076.00
18GP1515	1-1/2	30-60 Hz	2,018.00
10GP2020	2	30-60 Hz	2,231.00
18GP2020	2	30-60 Hz	2,163.00
25GP2020	2	30-60 Hz	2,148.00
18GP3030	3	30-60 Hz	3,193.00
25GP3030	3	30-60 Hz	3,177.00
33GP3030	3	30-60 Hz	3,299.00
25GP5050	5	30-60 Hz	4,710.00
33GP5050	5	30-60 Hz	5,054.00

VFD DRIVES

Aquavar Solo™ Controller

1AS15 CONTROLLER w/SENSOR	\$1,350.00
3AS20 CONTROLLER w/SENSOR	\$1,180.00
3AS30 CONTROLLER w/SENSOR	\$1,899.00
3AS50 CONTROLLER w/SENSOR	\$2,835.00

S-Drive™ Controller

208-230 Volt

SPD20050F 2.5hp/1ph - 5hp/3ph.....	\$2,604.00
SPD20075F 3.5hp/1ph - 7.5hp/3ph.....	\$2,916.00
SPD20100F 5hp/1ph - 10hp/3ph.....	\$3,509.00
SPD20150F 7.5hp/1ph - 15hp/3ph.....	\$4,072.00
SPD20200F 10hp/1ph - 20hp/3ph.....	\$5,222.00
SPD20250F 12hp/1ph - 25hp/3ph.....	\$6,873.00
SPD20300F 15hp/1ph - 30hp/3ph.....	\$7,983.00

380-460 Volt

SPD40050F 5hp/3ph.....	\$2,452.00
SPD40075F 7.5hp/3ph.....	\$2,979.00
SPD40100F 10hp/3ph.....	\$3,114.00
SPD40150F 15hp/3ph.....	\$3,624.00
SPD40200F 20hp/3ph.....	\$4,425.00
SPD40250F 25hp/3ph.....	\$4,941.00
SPD40300F 30hp/3ph.....	\$5,945.00

30-80hz ProPak

	Pressure				Depth (in Ft.)													
	PSI	20	40	60	80	100	120	140	160	180	200	220	240	260	280	300	340	
1.5 Hp																		
10GP0715	50	19.4	18.6	17.8	16.9	16.1	15.3	14.5	13.8	13.0	12.3	11.6	10.9	10.1	9.4	8.5	6.6	
18GP0715	50	28.7	26.6	24.7	22.8	20.8	18.7	16.0	12.4	7.6								
2 Hp																		
10GP1020	50			19.8	19.1	18.5	17.8	17.2	16.5	15.9	15.3	14.7	14.1	13.5	12.9	12.3	11.3	
18GP1020	50	32.3	30.5	28.7	27.1	25.4	23.9	22.4	20.9	19.3	17.6	15.8	13.5	10.9	7.6			
25GP1020	50	34.7	32.4	30.3	28.4	26.8	25.3	23.9	22.2	19.8	16.2	10.9						
3 Hp																		
18GP1530	50	34.9	33.6	32.3	31.0	29.7	28.4	27.2	26.1	24.9	23.8	22.8	21.8	20.7	19.7	18.5	16.0	
25GP1530	50				33.7	31.7	30.0	28.4	27.0	25.9	24.9	24.0	22.8	21.3	19.2	16.1		
33GP1530	50	49.5	45.6	41.8	38.1	34.6	31.3	28.2	25.2	22.2	19.0	15.3	10.8					
5 Hp																		
18GP3050	50					35.4	34.7	33.9	33.2	32.4	31.7	30.9	30.1	29.4	28.6	27.8	26.3	
33GP3050	50	59.1	57.8	56.3	54.5	52.6	50.4	48.2	45.9	43.6	41.3	39.0	36.8	34.5	32.4	30.3	26.2	

30-60hz ProPak

	Pressure				Depth (in Ft.)													
	PSI	20	40	60	80	100	120	140	160	180	200	220	240	260	280	300	340	
1.5 Hp																		
10GP1515	50						15.7	15.3	14.9	14.5	14.0	13.4	12.8	12.3	11.7	11.0	9.4	
18GP1515	50	27.6	26.4	25.0	23.4	21.8	20.0	18.0	15.5	13.0	9.2							
2 Hp																		
10GP2020	50								16.1	15.7	15.3	15.0	14.6	14.2	14.0	13.4	12.5	
18GP2020	50		28.0	27.2	26.2	25.3	24.3	23.0	21.8	20.3	18.7	17.0	15.3	13.1	10.5	6.0		
25GP2020	50		30.5	29.4	28.0	26.0	24.1	22.1	20.0	17.2	13.2							
3 Hp																		
25GP3030	50			32.3	31.6	30.8	29.8	28.5	27.3	26.0	24.5	23.0	21.2	19.5	17.4	11.5		
33GP3030	50	45.0	44.0	42.0	40.0	38.0	36.0	34.0	31.0	28.0	25.0	21.0	16.0					
5 Hp																		
25GP5050	50				46.5	46.0	45.0	44.0	43.0	42.0	41.0	40.0	39.0	37.5	36.0	35.0	34.0	
33GP5050	50										32.6	32.1	31.6	31.0	30.3	29.9	29.2	
											41.0	40.0	39.0	37.5	36.0	35.0	34.0	



Myers - Predator Plus

Model	hp	gpm	stg	2 Wire	3 Wire w/o CB*
ST5-8PLUS	1/2	8	9	\$855.00	786.00
ST7-8PLUS	3/4	8	12	1128.00	1043.00
ST10-8PLUS	1	8	15	1322.00	1221.00
ST15-8PLUS	1-1/2	8	20	1816.00	1676.00
ST5-12PLUS	1/2	12	7	810.00	742.00
ST7-12PLUS	3/4	12	9	1047.00	964.00
ST10-12PLUS	1	12	11	1201.00	1101.00
ST15-12PLUS	1-1/2	12	16	1692.00	1550.00
ST5-20PLUS	1/2	20	4	1020.00	952.00
ST7-20PLUS	3/4	20	6	1121.00	1036.00
ST10-20PLUS	1	20	8	1182.00	1080.00
ST15-20PLUS	1-1/2	20	11	1618.00	1476.00

Myers - Rustler II

Model	hp	gpm	stg	2 Wire	3Wire w/oCB*
N5-8	1/2	8	9	\$801.00	736.00
N7-8	3/4	8	12	1005.00	924.00
N10-8	1	8	15	1190.00	1093.00
N15-8	1-1/2	8	20	1506.00	1369.00
N5-12	1/2	12	7	731.00	665.00
N7-12	3/4	12	9	907.00	825.00
N10-12	1	12	11	1047.00	949.00
N15-12	1-1/2	12	16	1363.00	1224.00
N10-20	1	20	8	1005.00	908.00
N15-20	1-1/2	20	11	1291.00	1155.00

Myers - High Capacity

Model	hp	gpm	3 wire w/o CB*
SS20-25	2	25	\$1562.00
SS20-35	2	35	1654.00
SS30-35	3	35	2137.00
SS30-50	3	50	2173.00
SS50-50	5	50	3229.00

Single phase prices without Control Box.
3PH available.

Note: All prices are single phase only.

Pump Performance Charts:


- 30/50 Pressure Setting
- Values Listed are suggested manufacturer's operating ranges
- 2 & 3 Wire, 115V & 230V Models
- Please call for special conditions or engineering help

	Pressure		Depth of Water (feet)															
	PSI		20	40	60	80	100	120	140	160	180	200	220	240	260	300	340	380
8 GPM																		
ST5/N5	30/50	12.0	11.4	10.8	10.1	9.3	8.3	7.2	5.8									
ST7/N7	30/50				11.5	11.1	10.6	10	9.5	8.8	8.0	7.1	6.1	4.9				
ST10/N10	30/50						11.4	11.3	10.9	10.5	10.0	9.5	9.0	8.4	7.0	5.0		
12 GPM																		
ST5/N5	30/50		14.5	13.0	11.5	9.8	7.2											
ST7/N7	30/50			15.5	14.5	13.4	12.2	10.9	9.4	7.5								
ST10/N10	30/50					15.3	14.5	13.5	12.6	11.6	10.5							
ST15/N15	30/50									15.4	14.9	14.3	13.7	13.1	11.7	10.2		
20 GPM																		
ST7/N7	30/50	21.5	19.5	16.0														
ST10/N10	30/50	24.0	23.0	21.5	20.0	17.5	14.5											
ST15/N15	30/50			24.5	23.5	22.5	21.5	20.0	18.5	16.5	14.5							

INTELLIKIT™

VFD DRIVES

Model	HP	Operating Range	
S20PIK-15-B1	1-1/2	30-80 Hz	\$2,079.00
M20PIK-15-B1	1-1/2	30-80 Hz	2,079.00
M25PIK-20-B1	2	30-80 Hz	2,261.00
S20PIK-15-A1	1-1/2	30-60 Hz	\$2,079.00
M20PIK-15-A1	1-1/2	30-60 Hz	2,079.00
M25PIK-20-A1	2	30-60 Hz	2,261.00



PENTEK INTELLIDRIVE™
INTELLIGENT VARIABLE FREQUENCY DRIVE

1ph Input / 3ph Output

PID-1-4A7-1 1/2hp - 1hp.....\$1,305.00
 PID-1-7A6-1 1hp - 2hp.....\$1,389.00
 PID-1-10A1-12hp - 3hp.....\$2,311.00

1ph Input / 1ph Output - 2wire & 3wire

PID-6-9A7-1..... 1/2hp - 1hp.....\$1,109.00

1ph Input / 1ph Output - 3wire

PID-6-12A2-1..... 1hp - 2hp.....\$1,386.00

30-80hz Kits

	Pressure					Depth (in Ft.)												
	PSI	20	40	60	80	100	120	140	160	180	200	220	240	260	280	300	340	
1.5 Hp																		
S20PIK-15-B1	50																	
M20PIK-15-B1	50																	
2 Hp																		
M25PIK-20-B1	50																	

Information Not Available At Press Time

30-60hz Kits

	Pressure					Depth (in Ft.)												
	PSI	20	40	60	80	100	120	140	160	180	200	220	240	260	280	300	340	
1.5 Hp																		
S20PIK-15-A1	50	30.3	29.3	28.0	26.5	24.7	23.0	20.0	18.5									
M20PIK-15-A1	50			24.5	23.5	22.5	21.5	20.0	18.5	16.5	14.5							
2 Hp																		
M25PIK-20-A1	50					31.0	28.0	27.0	23.5	20.0	15.0							





STA-RITE "HS" Series
Stainless Steel

STA-RITE "JP" Series
Composite

Model	hp	gpm	stg	3 Wire	
				2 Wire	w/o CB*
S5P4HS05	1/2	5	13	\$929.00	862.00
S5P4HS07	3/4	5	18	1142.00	1059.00
S10P4HS05	1/2	10	7	827.00	761.00
S10P4HS07	3/4	10	10	1002.00	919.00
S10P4HS10	1	10	13	1200.00	1102.00
S15P4HS07	3/4	15	7	1002.00	919.00
S15P4HS10	1	15	9	1200.00	1102.00
S20P4HS07	3/4	20	5	1029.00	947.00
S20P4HS10	1	20	7	1162.00	1064.00
S20P4HS15	1 1/2	20	9	1434.00	1297.00

Model	hp	gpm	stg	3 Wire	
				2 Wire	w/o CB*
S5P4JP05	1/2	5	13	\$859.00	793.00
S5P4JP07	3/4	5	18	1083.00	1001.00
S10P4JP05	1/2	10	7	756.00	690.00
S10P4JP07	3/4	10	10	1023.00	840.00
S10P4JP10	1	10	13	1140.00	1043.00
S15P4JP07	3/4	15	7	940.00	857.00
S15P4JP10	1	15	9	1140.00	1043.00
S20P4JP10	1	20	7	1103.00	1005.00
S20P4JP15	1 1/2	20	9	1381.00	1244.00

STA-RITE "SK" Series
Composite

Model	hp	gpm	stg	2 Wire
S10K05PLUS	1/2	10	8	\$530.00
S10K07PLUS	3/4	10	10	610.00
S10K10PLUS	1	10	12	797.00
S20K10PLUS	1	20	8	810.00
S20K15PLUS	1 1/2	20	11	976.00

Pump Performance Charts:

- 30/50 Pressure Setting
- Values Listed are suggested manufacturer's operating ranges
- 2 & 3 Wire, 115V & 230V Models
- Please call for special conditions or engineering help

	Pressure							Depth (in Ft.)								
	PSI	20	40	60	80	100	125	150	175	200	250	300	350	400	450	500
5GPM																
S5P4--05	30/50	7.3	7.2	7.0	6.7	6.4	5.9	5.3	4.7	3.7	1.7					
S5P4--07	30/50			7.4	7.3	7.2	7.0	6.8	6.5	6.2	5.4	4.3	3.1	1.3		
10 GPM																
S10K05PLUS	30/50	12.5	11.7	10.9	10.1	8.0	7.7	6.2	3.7							
S10K07PLUS	30/50	13.3	12.7	12.1	11.5	10.2	9.9	8.7	7.5	7.0	3.0					
S10K10PLUS	30/50	13.4	12.9	12.4	11.9	11.0	10.5	9.2	8.7	8.0	5.9	3.75				
S10P4--05	30/50	12.0	10.5	9.5	7.5	6.0										
S10P4--07	30/50	14.5	13.5	12.5	12.0	11.5	10.0	9.5	7.0	6.0						
S10P4--P10	30/50	15.5	15.0	14.5	14.0	13.2	12.5	11.5	10.5	9.5	7.5	5.0				
15 GPM																
S15P4--07	30/50	17.2	15.4	13.1	10.0	6.4	1.1									
S15P4--10	30/50	18.9	18.2	17.1	15.8	14.0	11.4	8.2	4.0	0.3						
20 GPM																
S20K10PLUS	30/50	25.3	23.7	22.0	20.1	17.5	13.7	9.0								
S20K15PLUS	30/50		27.5	26.4	25.3	23.7	22.1	20.0	18.1	16.2	11.2					
S20P4--10	30/50	24.2	21.5	19.0	16.3	12.5	3.3									
S20P4--15	30/50	27.5	26.0	24.1	22.1	20.0	17.5	14.5	8.3							



AERMOTOR[®]

Pentair Water

AERMOTOR "A+" Series
Stainless Steel External Check

AERMOTOR "S" Series
Stainless Steel Internal Check

Model	hp	gpm	stg	2 Wire	3 Wire w/o CB*
AA+550	1/2	5	13	\$1025.00	959.00
AA+575	3/4	5	19	1251.00	1168.00
AA+1250	1/2	12	8	912.00	846.00
AA+1275	3/4	12	11	1103.00	1020.00
AA+12100	1	12	14	1317.00	1220.00
AA+1675	3/4	16	10	1103.00	1020.00
AA+16100	1	16	12	1317.00	1220.00
AA+20100	1	20	11	1274.00	1176.00
AA+20150	1 1/2	20	15	1571.00	1434.00

Pump Performance

Charts:

- 30/50 Pressure Setting
- Values Listed are suggested manufacturer's operating ranges
- 2 & 3 Wire, 115V & 230V Models
- Please call for special conditions or engineering help

Model	hp	gpm	stg	2 Wire	3 Wire w/o CB*
AS550	1/2	5	13	\$980.00	912.00
AS575	3/4	5	19	1237.00	1156.00
AS1250	1/2	12	8	863.00	797.00
AS1275	3/4	12	11	1053.00	970.00
AS12100	1	12	14	1249.00	1182.00
AS1675	3/4	16	10	1053.00	970.00
AS16100	1	16	12	1271.00	1173.00
AS20100	1	20	11	1252.00	1155.00
AS20150	1 1/2	20	15	1525.00	1388.00

AERMOTOR "T" Series
Composite

Model	hp	gpm	stg	2 Wire	3 Wire w/o CB*
AT550	1/2	5	13	\$912.00	846.00
AT575	3/4	5	19	1144.00	1061.00
AT1250	1/2	12	8	797.00	732.00
AT1275	3/4	12	11	995.00	912.00
AT12100	1	12	14	1205.00	1108.00
AT1675	3/4	16	10	995.00	912.00
AT16100	1	16	12	1205.00	1108.00
AT20100	1	20	11	1164.00	1067.00
AT20150	1 1/2	20	15	1458.00	1321.00

AERMOTOR

"A+" Stainless Steel Super Subs[®]

Model	hp	gpm	3 wire w/o CB*
89125-NCSS	2	35	\$1544.00
89127-NCSS	3	35	2205.00
88911-NCSS	5	50	3189.00
89118-NCSS	5	75	3182.00

Single phase prices without Control Box.
3PH available.

Note: All prices are single phase only.

	Pressure		Depth (in Ft.)														
	PSI		20	40	60	80	100	125	150	175	200	225	250	275	300	350	400
5GPM																	
A-550	30/50			7.8	7.4	7.1	6.7	6.2	5.8	4.8	4.1	3.1					
A-575	30/50						7.9	7.6	7.3	7.0	6.7	6.3	5.8	5.4	4.9	3.8	
12GPM																	
A-1250	30/50		13.5	12.4	11.1	9.7	7.8										
A-1275	30/50			14.8	14.2	13.5	12.6	11.3	9.9	8.4	6.7						
A-12100	30/50						14.5	13.8	12.9	12.0	11.0	10.0	8.8	7.5	6.0		
16GPM																	
A-1675	30/50		17.5	16.5	15.0	12.0											
A-16100	30/50		21.5	20.5	19.5	17.0	15.2	11.0									
20 GPM																	
A-20100	30/50		21.5	20.5	19.5	17.0	15.2	11.0									
A-20150	30/50					24.2	22.8	21.2	19.0	16.3	12.8						



Red Jacket "Grizzly"

Red Jacket "Enduro"

Model	hp	gpm	stg	3 Wire	
				2 Wire	w/o CB*
50C-6G17	1/2	6	17	\$911.00	823.00
75C-6G19	3/4	6	19	1032.00	953.00
50C-8G12	1/2	8	12	801.00	713.00
75C-8G16	3/4	8	16	1000.00	887.00
50C-12G9	1/2	12	9	730.00	645.00
75C-12G12	3/4	12	12	791.00	721.00
100C-12G14	1	12	14	1031.00	947.00
75C-20G6	3/4	20	6	870.00	780.00
100C-20G8	1	20	8	1054.00	947.00
150C-20G11	1 1/2	20	11	1279.00	1155.00

Model	hp	gpm	stg	3 Wire	
				2 Wire	w/o CB*
50C-6S17	1/2	6	17	\$1058.00	990.00
75C-6S21	3/4	6	21	1324.00	1237.00
50C-8S12	1/2	8	12	983.00	915.00
75C-8S16	3/4	8	16	1241.00	1153.00
50C-12S9	1/2	12	9	930.00	863.00
75C-12S12	3/4	12	12	1142.00	1055.00
100C-12S14	1	12	14	1335.00	1228.00
100C-20S8	1	20	8	1299.00	1192.00
150C-20S11	1 1/2	20	11	1591.00	1438.00

Pump Performance Charts:

- 30/50 Pressure Setting
- Values Listed are suggested manufacturer's operating ranges
- 2 & 3 Wire, 115V & 230V Models
- Please call for special conditions or engineering help

Red Jacket Big-Flo®

Model	hp	gpm	3 wire
			w/o CB*
300F31111DC	3	28	\$2089.00
300F3118FC	3	50	2260.00
500F31113FC	5	50	3126.00
500F31110EC	5	80	2998.00

Single phase prices without Control Box.
3PH available.

Note: All prices are single phase only.

	Pressure		Depth (in Ft.)														
	PSI		20	40	60	80	100	125	150	175	200	225	250	275	300	350	400
6GPM																	
50C-6	30/50	7.4	7.0	6.7	6.3	5.7	5.4	4.8	4.2	3.5	2.7	1.7					
75C-6	30/50		7.5	7.2	6.8	6.5	6.0	5.5	5.0	4.5	4.0	3.3	2.5	1.8			
8GPM																	
50C-8	30/50	9.0	8.6	8.3	7.8	7.2	6.2	5.2	3.9	1.8							
75C-8	30/50	9.2	9.1	8.9	8.7	8.4	8.0	7.4	6.8	6.2	5.5	4.7	3.7	2.2			
12 GPM																	
50C-12	30/50	12.1	11.1	10.0	8.9	7.7	5.4										
75C-12	30/50	13.4	13.0	12.4	11.7	11.0	10.1	9.0	7.9	6.7							
100C-12	30/50	14.0	13.7	13.4	12.9	12.4	11.6	10.7	10.2	9.0	8.2	6.9	5.8				
20GPM																	
75C-20	30/50	17.1	15.0	11.8	5.5												
100C-20	30/50	20.6	19.4	18.2	16.8	14.9	10.9										
150C-20	30/50	22.8	21.9	20.9	19.9	19.0	17.9	15.3	14.7	12.0	8.0						

3" Pumps



Model	hp	gpm	List Price	Model	hp	gpm	List Price
5SQ05-180	1/2	5	\$1051.00				
10SQ05-160	1/2	10	949.00	10SQE05-160	1/2	10	1054.00
10SQ07-200	3/4	10	1082.00	10SQE07-200	3/4	10	1255.00
10SQ07-240	3/4	10	1145.00	10SQE07-240	3/4	10	1317.00
				10SQE10-290	1	10	1441.00
15SQ07-180	3/4	15	1131.00	15SQE07-180	3/4	15	1304.00
15SQ10-220	1	15	1192.00	15SQE10-220	1	15	1372.00
15SQ10-250	1	15	1210.00				
				22SQE10-160	3/4	22	1355.00
22SQ10-190	1	22	1268.00	22SQE10-190	1	22	1414.00
				22SQE15-220	1 1/2	22	1659.00
				Smart Flo Kit			749.00

	Pressure				Depth (in Ft.)												
	PSI	20	40	60	80	100	120	140	160	180	200	220	240	260	280	300	
5 gpm																	
5SQ05-180	50	6.4	5.8	5.2	4.6	3.8	2.8	1.6									
10 gpm																	
10SQ05-160	50	12.0	10.5	9.0	6.5	2.0											
10SQ07-200	50	13.0	12.5	12.0	11.0	10.0	8.5	7.0	4.5								
10SQ07-240	50	14.0	13.5	13.0	12.5	11.8	11.0	10.2	9.5	8.5	7.0	5.0					
10SQ10-290	50			14.0	13.5	13.2	12.7	12.0	11.5	11.0	10.5	9.5	8.8	8.0	6.5	4.5	
15 gpm																	
15SQE07-180	50	18.5	17.5	16.5	15.5	14.0	12.5	11.0	8.5								
15SQE10-220	50		19.0	18.0	17.5	16.5	15.5	14.5	13.0	12.0	10.5	8.0					
15SQ10-250	50			19.0	18.5	17.8	17.0	16.2	15.5	14.5	13.5	12.5	11.0	8.0			
22 gpm																	
22SQE10-160	50	25.0	22.5	19.0	15.0	8.0											
22SQ10-190	50	28.0	26.5	24.5	22.5	20.0	17.0	13.0	7.0								
22SQE15-220	50	30.0	28.5	27.5	26.0	24.5	23.0	21.0	18.5	15.0	10.5	5.0					





Flint and Walling "S" Series

Model	hp	gpm	stg	3 Wire	
				2 Wire	w/o CB*
4F05S05	1/2	5	15	\$968.00	915.00
4F05S07	3/4	5	21	1150.00	1080.00
4F07S05	1/2	7	10	849.00	796.00
4F07S07	3/4	7	14	1053.00	982.00
4F10S05	1/2	10	8	777.00	723.00
4F10S07	3/4	10	12	1001.00	930.00
4F10S10	1	10	15	1129.00	1043.00
4F19S07	3/4	19	7	997.00	923.00
4F19S10	1	19	9	1088.00	1002.00
4F19S15	1 1/2	19	12	1372.00	1249.00
4F27S07	3/4	27	6	988.00	917.00
4F27S10	1	27	7	1071.00	985.00
4F27S15	1 1/2	27	10	1356.00	1234.00

Flint and Walling "G" Series

Model	hp	gpm	stg	3 Wire	
				2 Wire	w/o CB*
4F05G05	1/2	5	15	\$825.00	771.00
4F07G05	1/2	7	10	725.00	672.00
4F07G07	3/4	7	14	870.00	799.00
4F10G05	1/2	10	8	632.00	579.00
4F10G07	3/4	10	12	818.00	747.00
4F10G10	1	10	15	986.00	900.00
4F19G10	1	19	9	946.00	859.00
4F27G10	1	27	7	928.00	842.00

Flint and Walling High Capacity

Model	hp	gpm	3 wire
			w/o CB*
4F35S30	3	30	\$2160.00
4F55S50	5	55	3003.00
4F85S50	5	85	3173.00


Single phase prices without Control Box.
3PH available.

Note: All prices are single phase only.

- Pump Performance Charts:
- 30/50 Pressure Setting
 - Values Listed are suggested manufacturer's operating ranges
 - 2 & 3 Wire, 115V & 230V Models
 - Please call for special conditions or engineering help

	Pressure		Depth (in Ft.)														
	PSI		20	40	60	80	100	125	150	175	200	225	250	275	300	350	400
5GPM																	
4F05-05	30/50			8.3	7.9	7.5	7.1	6.7	6.2	5.5	4.9	4.2					
4F05-07	30/50				8.7	8.5	8.2	7.8	7.5	7.0	6.9	6.5	6.2	5.7	5.3	4.4	
7 GPM																	
4F07-05	30/50		11.3	10.7	10.0	9.3	8.5	8.0	7.0	5.0							
4F07-07	30/50			12.2	11.8	11.3	10.9	10.5	9.8	9.0	8.0	7.2	6.3	5.3			
10 GPM																	
4F10-05	30/50		12.8	12.0	11.0	10.0	8.7										
4F10-07	30/50		14.3	13.8	13.3	12.8	12.4	11.5	10.5	9.8	8.9	7.9					
4F10-10	30/50		14.9	14.5	14.1	13.7	13.3	12.5	12.0	11.5	10.9	10.3	9.5	8.6	7.9		
19 GPM																	
4F19-07	30/50		20.6	18.7	16.6												
4F19-10	30/50		22.5	21.2	19.8	18.4	16.8	15.0	12.5								
4F19-15	30/50		24.2	23.2	22.4	21.4	20.5	19.0	17.5	17.0	14.0	12.0					
27 GPM																	
4F27-07	30/50		25.0	22.0	18.0	12.0											
4F27-10	30/50		28.0	25.0	23.0	19.0	15.0										
4F27-15	30/50		29.5	28.0	26.0	24.5	22.5	20.0	14.5								


Constant Pressure

			
COMMANDER® PRO 75		COMMANDER® PRO 150	
CP7510.....	\$2210.00	CP15010..... \$3686.00	
CP7510LT	\$2113.00	CP15010LT	\$3405.00
CP7519.....	\$2210.00	CP15019.....	\$3686.00
CP7519LT	\$2113.00	CP15019LT	\$3405.00
CP7527.....	\$2210.00	CP15027.....	\$3686.00
CP7527LT	\$2113.00	CP15027LT	\$3405.00
CP7535.....	\$2445.00	CP15035.....	\$3804.00
CP7535LT	\$2349.00	CP15035LT	\$3525.00
		CP15055.....	\$3921.00
		CP15055LT	\$3641.00
		CP15085.....	\$3921.00
		CP15085LT	\$3641.00

30-80hz Kits

	Pressure		Depth (in Ft.)														
	PSI	20	40	60	80	100	120	140	160	180	200	220	240	260	280	300	350
1.5 Hp																	
CP7510	50	17.8	17.2	16.8	16.3	15.8	15.4	14.9	14.4	14.0	13.5	12.9	12.4	11.9	11.4	10.8	9.5
CP7519	50	28.5	27.4	26.0	24.6	23.1	21.6	20.0	18.5	17.2	15.7	14.0	12.0	9.0			
CP7527	50	35.4	33.2	30.9	28.2	25.6	23.5	21.4	19.5	17.5	15.3	10.3					
CP7535	50	40.8	35.8	30.0													
3 Hp																	
CP15010	50			19.5	19.0	18.8	18.5	18.2	18.0	17.8	17.7	17.5	17.0	16.8	16.5	16.2	15.8
CP15019	50	33.5	33.0	32.5	31.0	30.3	30.0	29.5	29.0	27.0	26.6	26.0	25.7	25.2	23.0	22.4	20.2
CP15027	50	45.0	44.5	44.0	40.5	39.7	39.0	38.0	37.0	33.5	32.6	32.0	31.2	30.0	27.0	25.8	23.2
CP15035	50	58.0	56.0	54.0	50.0	47.0	41.0	37.0	25.0								
CP15055	50	75.0	70.0	65.0	52.0	42.0											
CP15085	50	54.0															

PUMP CONTROL VALVES

	
CSV1" THERMOPLASTIC IN-WELL VALVE	\$90.00
CSC1" IN WELL COUPLING.....	\$44.00
CSV1.25" THERMOPLASTIC IN-WELL VALVE	\$159.00
CSC1.25" IN WELL COUPLING	\$84.00
CSV1W BRONZE IN-WELL VALVE	\$200.00
CSV1"Z SURFACE MOUNTED VALVE	\$245.00

Jet Pumps



Goolds

Model	hp	Price
Horizontal		
J5S	1/2	\$538.00
J5SH	1/2	\$538.00
J7S	3/4	662.00
J10S	1	726.00
J5	1/2	626.00
J7	3/4	755.00
J10	1	814.00
JRS5	1/2	510.00

Horizontal Multi-Stage

HSJ07N	3/4	864.00
HSJ10N	1	929.00
HSJ15N	1-1/2	1234.00

Vertical

VJ05	1/2	755.00
VJ07	3/4	826.00
VJ10	1	888.00

Vertical Multi-Stage

SJ07	3/4	834.00
SJ10	1	867.00
SJ15	1-1/2	1204.00
SJ20	2	1378.00

Centrifugal

GT10	1	584.00
GT15	1-1/2	631.00

Myers

Model	hp	Price
Horizontal		

HR50S	1/2	\$595.00
HR50D	1/2	595.00
HJ50S	1/2	688.00
HJ75S	3/4	818.00
HJ100S	1	926.00
HJ50D	1/2	688.00
HJ75D	3/4	818.00
HJ100D	1	926.00

Centrifugal

QP7	3/4	741.00
QP10	1	741.00
QP15	1-1/2	832.00
QP20	2	1121.00

Flint & Walling

Model	hp	Price
Horizontal		

CPJ05SB	1/2	\$682.00
CPJ05B	1/2	654.00
CPJ07SB	3/4	807.00
CPJ07B	3/4	806.00
CPJ10SB	1	871.00
CPJ10B	1	871.00
CPJ15S	1-1/2	1069.00
CPJ15	1-1/2	1069.00
CPH05S	1/2	510.00
CPH05	1/2	510.00
EK05S	1/2	445.00
EK07S	3/4	544.00

Vertical

VPH10	1	835.00
-------	---	--------

Vertical Multi-Stage

VA207P	3/4	972.00
VS207P	3/4	901.00
VA210P	1	1044.00
VS210P	1	938.00
VA215P	1-1/2	1324.00
VS215P	1-1/2	1258.00

Note: Popular Pump Models Listed. Complete Pump Lines are NOT featured, but available.

Well Head Adapters

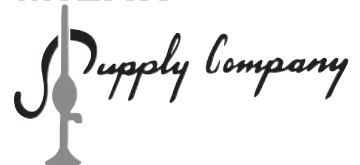
and

Jet Assembly

Approximately

\$175.00

MILAN





Sta-Rite		
Model	hp	Price
Horizontal		
SNC	1/2	\$521.00
SND	3/4	576.00
SNE	1	734.00
Vertical		
Multi-Stage		
MSD	3/4	872.00
MSE	1	905.00
MSF	1-1/2	1234.00
MSG	2	1476.00
Centrifugal		
DS3HE	1	687.00
DS3HF	1-1/2	747.00
DS3HG	2	1032.00

Aermotor		
Model	hp	Price
Horizontal		
FH50S	1/2	\$569.00
FH50	1/2	638.00
FH75	3/4	655.00
Vertical		
Multi-Stage		
VNA2-100	1	991.00
VNA2-150	1-1/2	1346.00
VNA2-200	2	1609.00

Note: Popular Pump Models Listed. Complete Pump Lines are NOT featured, but available.

Well Head Adapters
and
Jet Assembly
Approximately
\$175.00



Motors and Controls

SUBMERSIBLE MOTORS

4" MOTORS

.5HP 115V 3W MOTOR.....	\$357.00
.5HP 115V 2W MOTOR.....	\$414.00
.5HP 230V 3W MOTOR	\$357.00
.5HP 230V 2W MOTOR	\$414.00
.5HP 230V 3PH 3W MOTOR	\$357.00
.75HP 230V 3W MOTOR	\$429.00
.75HP 230V 2W MOTOR	\$500.00
.75HP 230V 3PH 3W MOTOR	\$429.00
1HP 230V 3W MOTOR	\$447.00
1HP 230V 2W MOTOR	\$536.00
1HP 230V 3PH 3W MOTOR	\$429.00
1.5HP 230V 3W MOTOR	\$573.00
1.5HP 230V 2W MOTOR	\$698.00
1.5HP 230V 3PH 3W MOTOR	\$514.00
2HP 230V 1PH 3W MOTOR	\$662.00
2HP 230V 3PH 3W MOTOR	\$573.00
3HP 230V 1PH 3W MOTOR	\$1,038.00
3HP 230V 3PH 3W MOTOR	\$829.00
3HP 460V 3 PHASE MOTOR.....	\$829.00
5HP 4IN 230V 1PH MOTOR	\$1,437.00
5HP 4IN 230V 3PH MOTOR	\$1,295.00
5HP 380/460V 3PH MOTOR.....	\$1,295.00
7.5HP 230V 3PH MOTOR.....	\$1,605.00
7.5HP 460V 3PH MOTOR.....	\$1,605.00
10HP 460V 3PH MOTOR.....	\$2,543.00

6" MOTORS

7.5HP 230V 1PH MOTOR.....	\$2,080.00
7.5HP 230V 3PH MOTOR.....	\$2,011.00
7.5HP 460V 3PH MOTOR.....	\$2,011.00
10HP 230V 1PH MOTOR.....	\$2,369.00
10HP 230V 3PH MOTOR.....	\$2,263.00
10HP 460V 3PH MOTOR.....	\$2,263.00
15HP 230V 3PH MOTOR.....	\$2,617.00
15HP 460V 3PH MOTOR.....	\$2,617.00
20HP 460V 3PH MOTOR.....	\$3,211.00
25HP 460V 3PH MOTOR.....	\$3,741.00
30HP 460V 3PH MOTOR.....	\$4,333.00
40HP 460V 3PH MOTOR.....	\$5,153.00

SHAFT SEAL

100 SHAFT SEAL	\$8.46
1010 SHAFT SEAL	\$15.18
2000 SHAFT SEAL	\$7.60
2010 SHAFT SEAL	\$15.00
8000 SHAFT SEAL	\$10.40

JET PUMP MOTORS

KEYED SHAFT

K1052 1/2HP A.O.SMITH.....	\$244.85
K1072 3/4HP A.O.SMITH.....	\$286.30
K1102 1HP A.O.SMITH	\$320.00
K1152 1-1/2 HP A.O SMITH.....	\$437.65

THREADED SHAFT

T1052 1/2HP A.O.SMITH	\$248.70
T1072 3/4HP A.O.SMITH	\$292.10
T1102 1HP A.O.SMITH	\$325.80
T1152 1-1/2 HP A.O. SMITH	\$455.95
T1202 2HP A.O.SMITH	\$521.10

CONTROL BOXES

.5HP 115V CONTROL BOX	\$72.00
.5HP 230V CONTROL BOX	\$72.00
.75HP 230V CONTROL BOX	\$75.00
1HP 230V CONTROL BOX	\$79.00
1.5HP 230V CONTROL BOX	\$109.00
2HP CONT BOX MAG.....	\$255.00
3HP CONT BOX MAG.....	\$287.00
5HP CONT BOX MAG.....	\$368.00
7.5HP CONT BOX MAG.....	\$585.00
10HP CONT BOX MAG.....	\$848.00
15HP CONT BOX MAG.....	\$1,534.00

CLASS 16 DEFINITE PURPOSE STARTERS & HEATERS

16 AG (2-3-5hp, 230V)	\$211.00
16 BG (7.5hp, 230V).....	\$238.00
16 CG (10hp, 230V)	\$271.00
16 DG (15hp, 230V)	\$417.00
16 AH (3-5-7.5-10-15hp, 460V)	\$211.00
16 BH (20hp, 460V).....	\$238.00
16 CH (25hp, 460V).....	\$271.00
16 DH (30hp, 460V).....	\$417.00
16 EH (40hp, 460V).....	\$518.00

K-20 through K-94 Heaters (3-required)..... \$17.00 ea

*Above starters are sized for Hitachi & Faradyne Motors

WIRE

CABLE UG 12-2 W/GRD	\$1.39 ft
CABLE UG 12-3 W/GRD	\$1.94 ft
CABLE UG 12X2X250' W/GRD	\$322.00
CABLE UG 12X2X500' W/GRD	\$644.00
CABLE UG 12X3X500' W/GRD	\$897.00
CABLE UG 10X3X250' W/GRD	\$697.00
CABLE UG 8-3 W/GRD	\$3.95 ft
CABLE UG 6-3 W/GRD	\$5.92 ft
14-2 PVC CBL TWST W/GRD	\$.83 ft
14-3 PVC CBL TWST W/GRD	\$1.07 ft
12-2 PVC CBL TWST W/GRD	\$.95 ft
12-3 PVC CBL TWST W/GRD	\$1.38 ft
10-2 PVC CBL TWST W/GRD	\$1.69 ft
10-3 PVC CBL TWST W/GRD	\$2.15 ft
8-3 PVC CBL TWST W/GRD	\$3.19 ft
12-2 PVC CBL FLAT BLUE W/GRD	\$1.35 ft
12-3 PVC CBL FLAT BLUE W/GRD	\$1.96 ft
10-3 PVC CBL FLAT BLUE W/GRD	\$3.30 ft
12-2 PVC CBL FLAT YELLOW W/GRD	\$1.42 ft
12-3 PVC CBL FLAT YELLOW W/GRD	\$1.99 ft
10-2 PVC CBL FLAT YELLOW W/GRD	\$1.66 ft
10-3 PVC CBL FLAT YELLOW W/GRD	\$1.89 ft
8-3 PVC CBL FLAT YELLOW W/GRD	\$2.92 ft
6-3 PVC CBL FLAT YELLOW W/GRD	\$5.34 ft
4-3 PVC CBL FLAT YELLOW W/GRD	\$6.78 ft
12-2 CBL FLAT BLACK W/GRD	\$1.70 ft
12-3 CBL FLAT BLACK W/GRD	\$2.41 ft
10-2 CBL FLAT BLACK W/GRD	\$1.79 ft
10-3 CBL FLAT BLACK W/GRD	\$2.82 ft
6-3 CBL FLAT BLACK W/GRD	\$5.98 ft
8-3 CBL FLAT BLACK W/GRD	\$3.31 ft
4-3 CBL FLAT BLACK W/GRD	\$7.37 ft

Capacitors

4X058 CAPACITOR 108-130 MFD	\$8.45
4X059 CAPACITOR 130-156 MFD	\$9.54
4X060 CAPACITOR 145-174 MFD	\$14.17
4X061 CAPACITOR 161-193 MFD	\$11.44
4X062 CAPACITOR 189-227 MFD	\$12.26
4X065 CAPACITOR 242-293 MFD	\$17.72
4X069 CAPACITOR 430-516 MFD	\$23.94

Conduit & Fittings

1/2" Blue Flexible Conduit	\$.51 ft
3/4" Blue Flexible Conduit	\$.80 ft
1/2" Blue Flexible Adapter	\$2.45
3/4" Blue Flexible Adapter	\$4.75
1/2" Gray Carflex - Liquid Tight Conduit	\$1.25 ft
3/4" Gray Carflex - Liquid Tight Conduit	\$1.70 ft
1/2" Swivelock Adapter - Liquid Tight	\$6.25
1/2" Straight Adapter - Liquid Tight.....	\$5.89
3/4" Straight Adapter - Liquid Tight.....	\$7.51
1/2" 90 Deg. Adapter - Liquid Tight	\$8.60
3/4" 90 Deg. Adapter - Liquid Tight	\$10.59
1/2" x 10' Gray Sch 40 Conduit W/Bell	\$.42 ft
3/4" x 10' Gray Sch 40 Conduit W/Bell	\$.79 ft
1" x 10' Gray Sch 40 W/Bell	\$.87 ft
1" Gray Sch 40 Adapter	\$.99

Miscellaneous

Yellow Wire Nuts	\$.17
Red Wire Nuts	\$.21
1/2" Romex Connector	\$.35

Electrical Wire Selection

Maximum Wire Length

Motor Rating		Copper Wire Size				
Volts	HP	#14	#12	#10	#8	#6
115V, 1 Phase	1/2	100	160	250	390	620
230V, 1 Phase	1/2	400	650	1020	1610	2510
	3/4	300	480	760	1200	1870
	1	250	400	630	990	1540
	1.5	190	310	480	770	1200
	2	150	250	390	620	970
	3		190	300	470	750
	5			180	280	450
	7.5				180	310
230V, 3 Phase	1	560	910	1430	2260	3520
	1.5	420	670	1060	1670	2610
	2	320	510	810	1280	2010
	3	240	390	620	990	1540
	5		230	370	590	920
	7.5			260	420	650
	10				310	490
	15					330
460V, 3 Phase	7.5	420	680	1070	1690	2640
	10	310	500	790	1250	1960
	15			540	850	1340
	20				650	1030
	25					830
	30					680

Motor Data

Faradyne
4" 2-Wire
1 Phase, 3450 RPM

HP	Voltage	Full Load Amps	Service Factor Amps	Winding Resistance
.5	115	7.4	9.5	1.4-1.7
.5	230	3.7	4.7	4.6-5.6
.75		5.0	6.4	3.5-4.3
1		7.9	9.1	4.2-5.2
1.5		9.2	11.0	1.9-2.3

Faradyne
4" 3-Wire
1 Phase, 3450 RPM

HP	Voltage	Full Load Amps	Service Factor Amps	Winding Resistance
.5	115	Y-11.0	Y-12.6	B-Y 1.1-1.4
		B-11.0	B-12.6	R-Y 5.7-7.0
		R-0	R-0	
.5		Y-5.5	Y-6.3	B-Y 4.0-4.9
		B-5.5	B-6.3	R-Y 16.3-19.9
		R-0	R-0	
.75		Y-7.2	Y-8.3	B-Y 2.7-3.3
		B-7.2	B-8.3	R-Y 11.1-13.6
		R-0	R-0	
1		Y-8.4	Y-9.7	B-Y 2.5-3.1
		B-8.4	B-9.7	R-Y 10.6-13.0
		R-0	R-0	
1.5	230	Y-9.7	Y-12.6	B-Y 1.9-2.4
		B-9.5	B-12.6	R-Y 7.4-9.1
		R-1.4	R-1.3	
2		Y-9.9	Y-12.2	B-Y 1.6-2.2
		B-9.1	B-11.7	R-Y 10.8-12.0
		R-2.6	R-2.6	
3		Y-14.3	Y-16.5	B-Y 1.1-1.4
		B-12.3	B-13.3	R-Y 2.0-2.5
		R-5.7	R-5.7	
5		Y-24.0	Y-27.0	B-Y .62-.76
		B-19.1	B-22.0	R-Y 1.36-1.66
		R-10.2	R-10.0	

Note: B=Black, R=Red, Y=Yellow
B-Y= Main Winding, R-Y=Start Winding

Faradyne
4" 3-Wire
3 Phase, 3450 RPM

HP	Voltage	Full Load Amps	Service Factor Amps	Line - Line Resistance
.5	230	2.4	2.9	5.7-7.2
.75	230	3.3	3.9	3.3-4.3
1	230	4.0	4.7	4.1-5.1
1.5	230	5.2	6.1	2.8-3.4
2	230	6.5	7.6	1.8-2.4
3	230	9.2	10.1	1.3-1.7
5	230	15.7	17.5	0.85-1.25
5	460	7.6	8.5	3.58-4.00
7.5	230	24.0	26.4	0.55-0.85
7.5	460	12.2	13.5	1.9-2.3

Hitachi
6" 3-Wire
1 Phase, 3450 RPM

HP	Voltage	Rated Amps	Service Factor Amps	Winding Resistance
7.5	230	36	41	R-Y 1.401 B-Y .040 R-B 1.774
10	230	50	58	R-Y 1.401 B-Y .040 R-B .774

Hitachi
6" 3-Wire
3 Phase, 3450 RPM

HP	Voltage	Rated Amps	Service Factor Amps	Line - Line Resistance
7.5	230	22.0	26.0	0.651
7.5	460	11.0	13.0	2.430
10	230	29.0	33.0	0.448
10	460	14.5	16.5	1.619
15	230	42.0	46.0	0.312
15	460	21.0	23.0	1.074
20	460	27.0	30.0	0.861
25	460	34.0	37.0	0.666
30	460	41.0	47.0	0.554
40	460	53.0	60.0	0.446

HOLE AND ANNULAR CAPACITY

Hole Dia. (In.)		Hole Cap (GPF)	Hole Cap (Cu.Ft./ Ft.)	ANNULAR CAPACITY (Gallons Per Foot)												
				Casing - Outside Dimension												
		2½	3½	4½	5½	6%	7%	8%	9%	10%	12%	13%	16			
3¾	.58	.077	.32													
4	.65	.087	.40	.15												
4¼	.92	.123	.67	.42												
5%	1.32	.176	1.06	.82	.49											
5¾	1.41	.188	1.15	.91	.58											
6¼	1.59	.213	1.34	1.09	.78	.36										
6½	1.73	.231	1.47	1.22	.90	.49										
6¾	1.86	.249	1.60	1.36	1.03	.63										
7	2.00	.267	1.74	1.50	1.17	.77	.21									
7¾	2.37	.317	2.19	1.87	1.55	1.14	.58									
8	2.61	.349	2.36	2.11	1.79	1.38	.82									
8¾	3.04	.406	2.78	2.54	2.21	1.81	1.25	.66								
9	3.31	.442	3.05	2.81	2.48	2.07	1.51	.93								
9¾	3.78	.506	3.53	3.28	2.96	2.55	1.99	1.41	.75							
10	4.08	.546	3.83	3.58	3.26	2.85	2.29	1.71	1.04							
10¾	4.61	.616	4.35	4.11	3.79	3.37	2.82	2.23	1.57	.83						
11	4.94	.660	4.68	4.44	4.11	3.70	3.15	2.57	1.90	1.16						
12¼	6.13	.819	5.87	5.63	5.30	4.89	4.33	3.75	3.09	2.34	1.41					
12¾	6.63	.887	6.38	6.14	5.81	5.40	4.84	4.26	3.60	2.85	1.92					
13½	7.44	.994	7.18	6.94	6.61	6.21	5.65	5.06	4.40	3.66	2.72	.80				
15	9.18	1.227	8.93	8.68	8.36	7.95	7.39	6.81	6.15	5.40	4.47	2.55	1.88			
15½	9.81	1.311	9.55	9.31	8.98	8.57	8.01	7.43	6.77	6.02	5.09	3.17	2.50			
17¼	12.93	1.729	12.60	12.36	12.03	11.62	11.07	10.49	9.82	9.07	8.14	6.22	5.56			
26	27.59	3.689	27.33	27.09	26.76	26.36	25.80	25.22	24.55	23.81	22.87	20.96	20.29			
													17.08			

When applied as recommended, each 50# package will convert to the following gallonage:

- GROUT-WELL31.0 Gal/Bag ENVIROPLUG GROUT17.0 Gal/Bag
- ENVIROPLUG MEDIUM 6.0 Gal/Bag* ENVIROPLUG NO. 8 6.2 Gal/Bag*
- ENVIROPLUG COARSE 6.2 Gal/Bag* ENVIROPLUG TABLETS 5.0 Gal/Bag*

*Generally applied dry.

For details on the application of ENVIROPLUG® products, see individual Product Bulletins



Milan Supply Company has built its reputation with quality products, competitive prices and dedication to outstanding service. Product lines that encompass Pumps, Well Supplies, Water Treatment, Geo Thermal and Monitoring Equipment point to our commitment to the industry. Pump Test and Repair facilities at all locations. Devoted to the water well trade, Milan Supply's \$2,500,000 plus inventory is stocked throughout all of its locations. If you are a drilling contractor, pump installer, water filtration specialist or monitoring company, contact **Milan Supply Company** for your supply or equipment needs.

Vendors

Aermotor Pumps
 Alloy Screens
 American Granby
 Amtrol
 Baker Manufacturing
 Baroid
 Big Foot
 Bowie Pumps
 Campbell Manufacturing
 Centennial Plastics
 Certainteed
 Clayton Mark
 Cresline
 Flint & Walling
 Gardner Denver
 Gefco
 Goulds Pumps
 Goulds Tanks
 Johnson Screens
 K-Rain
 Kalas
 King Oil Tools
 KS Bit
 Maass
 Midwest-Dickens
 Mills Machine
 Mission Pumps
 Moyno Pumps
 Myers Pumps
 Northern Pipe Products
 Oilcreek
 Paulus
 Peerless
 Rampp-Cameron
 Red Jacket Pumps
 Ridge Tool Company
 Simmons
 Sta-Rite Pumps
 Tri-State Tubular
 Twin Disc
 Varel
 Wellmaster
 Wells Inc.
 Wellmate
 Wheatland
 Wyoben

Stocking Large Diameter PVC & Steel Pipe 6-12" Service Capabilities:

Pump Test and Repair Facilities
 Custom Threading
 Application Engineering Selection
 Scheduled Delivery and Sales Calls

Supplies

Well Supplies & Equipment

Pumps
 Tanks
 Screens and Points
 Pitless Adapters
 Check Valves
 Motors & Controls
 Drive Shoes
 Electric Cable
 Hydrants

Rope, Soap & Dope Repair Parts

Augers
 Chains and Hooks
 Drill Bits (New & Retip)
 Drilling Tools
 Drilling Mud & Additives
 Manila Rope
 Mud Pump Parts
 Nylon Rope
 Rigid Tools
 Twin Disc Clutch Parts
 Wire Rope

Geo Thermal Equipment

Geo Pipe
 Earth Loops
 Geo Thermal Grout

Well Drilling Rigs
 Smeal Pump Hoist

Water Conditioning & Treatment

Water Conditioners
 Iron Filters
 Sediment Filters
 Chlorination Systems
 Metered Injection Systems
 Reverse Osmosis Units
 Salt & Chemicals

Monitoring Equipment

Pipe, Screens - PVC, Stainless Steel, Teflon
 Mud, Chemicals, Drilling Additives
 ChemGrout Grouting Systems
 Water Level Indicators
 Augers

Pipe, Valves, Hose & Fittings

Steel Pipe - Galvanized & Black
 Malleable Fittings - Galvanized & Black & Brass
 PVC Pipe & Fittings
 Poly Pipe & Fittings
 Pex Pipe & Tectite Fittings
 Copper Pipe & Fittings
 Rubber & PVC Hose
 Gate, Ball, Butterfly Valves
 Make Up Fittings - Steel, Aluminum, Brass
 Camlock Fittings